AGENDA

Central Arizona Fire and Medical Authority
Chino Valley Fire District Board of Directors
CV Regular Meeting
Monday, September 28, 2020, 4:00 pm - 4:30 pm
Central Arizona Fire and Medical Authority, Administration, 8603 E. Eastridge Drive, Prescott Valley.

NOTICE OF MEETING

Pursuant to A.R.S. § 38-431.02, notice is hereby given to the members of the Chino Valley Fire District Board of Directors and the general public that the **Chino Valley Fire District** will hold a meeting open to the public on **Monday, September 28, 2020 at 4:00 p.m.** The meeting will be held at the **Central Arizona Fire and Medical Authority, Administration, 8603 E. Eastridge Drive, Prescott Valley, Arizona.** The Board may vote to go into Executive Session on any agenda item, pursuant to A.R.S. §38-431.03(A)(3) for discussion and consultation for legal advice with the District's Attorney on matters as set forth in the agenda item. The following topics and any variables thereto, will be subject to Board consideration, discussion, approval, or other action. All items are set for possible action.

1. CALL TO ORDER / ROLL CALL OF BOARD MEMBERS
2. PLEDGE OF ALLEGIANCE
3. CALL TO THE PUBLIC

   In accordance with A.R.S. §38-431.01(H) and as a matter of policy, the Chino Valley Fire District Board has decided to allow public comments as time permits. Therefore, those wishing to address the Board regarding an issue within the jurisdiction of this public body may do so in an orderly manner that includes completing a Call to the Public Form and submitting it to staff for the record. If a written statement is being read, please provide a copy to ensure it is entered into the record accurately. Individuals will be limited to speak for three (3) minutes and Call to the Public shall not exceed 15 minutes per meeting.

4. CONSENT AGENDA

   All matters listed under consent agenda are considered to be routine by the Chino Valley Fire District Board and will be enacted by one motion. There will be no separate discussion on these items. Any item may be removed by a Board member and will be considered separately for motion, discussion and action.

   A. Approve Regular Session Minutes - June 22, 2020
   B. Approve June 2020 General Fund Statements and Bond Debt Service Financials
   C. Approve July 2020 General Fund Statements and Bond Debt Service Financials
   D. Approve August 2020 General Fund Statements and Bond Debt Service Financials
   E. Approve Annexation and Resolution 2020-12, Grace Baptist Church, Parcel 102-01-232A
   F. Approve Annexation and Resolution 2020-13, Lindquist, 28555 N. Feather Mountain Road, Parcels 303-03-003P and 303-03-003T

G. Approve Annexation and Resolution 2020-14, Lopas, 26817 N. Sweet Pea Bud Lane, Parcel 303-05-138D

5. NEW BUSINESS

A. Motion, Discussion, and Action Related to Acceptance of Appointment Letter from Yavapai County Board of Supervisors for Chino Valley Fire District Board Members

6. ADJOURNMENT

Disabled persons needing reasonable accommodations should call 928-772-7711 prior to the scheduled meeting.

MINUTES

Central Arizona Fire and Medical Authority
Chino Valley Fire District Board of Directors
CV Regular Meeting
Monday, June 22, 2020, 4:00 pm - 4:30 pm
Central Arizona Fire and Medical Authority, Administration, 8603 E. Eastridge Drive, Prescott Valley

In-Person Attendance

Dave Tharp; Kathy Goodman; Scott A Freitag; Susanne Dixson; Todd League

Remote Attendance

Cyndy Dicus; Dave Dobbs; Julie Pettit; Nicolas Cornelius; Rick Mayday

DRAFT

NOTICE OF MEETING

Pursuant to A.R.S. § 38-431.02, notice is hereby given to the members of the Chino Valley Fire District Board of Directors and the general public that the **Chino Valley Fire District** will hold a meeting open to the public on **Monday, June 22, 2020 at 4:00 p.m.** The meeting will be held at the **Central Arizona Fire and Medical Authority, Administration, 8603 E. Eastridge Drive, Prescott Valley, Arizona.** The Board may vote to go into Executive Session on any agenda item, pursuant to A.R.S. §38-431.03(A)(3) for discussion and consultation for legal advice with the District's Attorney on matters as set forth in the agenda item. The following topics and any variables thereto, will be subject to Board consideration, discussion, approval, or other action. All items are set for possible action.

1. CALL TO ORDER / ROLL CALL OF BOARD MEMBERS

   Director League called the meeting to order at 4:03 p.m.
   Chair Dicus, Clerk Dobbs, Directors Pettit and Mayday, and Attorney Cornelius attended via Zoom.

2. PLEDGE OF ALLEGIANCE

   Director League led the Pledge of Allegiance.

3. CALL TO THE PUBLIC

   In accordance with A.R.S. §38-431.01(H) and as a matter of policy, the Chino Valley Fire District Board has decided to allow public comments as time permits. Therefore, those wishing to address the Board regarding an issue within the jurisdiction of this public body may do so in an orderly manner that includes completing a Call to the Public Form and submitting it to staff for the record. If a written statement is being read, please provide a copy to ensure it is entered into the record accurately. Individuals will be limited to speak for three (3) minutes and Call to the Public shall not exceed 15 minutes per meeting.

   There were no public comments.

4. CONSENT AGENDA

   All matters listed under consent agenda are considered to be routine by the Chino Valley Fire District Board and will be enacted by one motion. There will be no separate discussion on

these items. Any item may be removed by a Board member and will be considered separately for motion, discussion and action.

A. Approve Regular Session Minutes - May 21, 2020

B. Approve General Fund Financial Statements

C. Approve Bond Debt Service Financials

Motion to approve the Consent Agenda for A, B, and C.

Move: Julie Pettit Second: Dave Dobbs Status: Passed

Yes: Dave Dobbs, Cyndy Dicus, Julie Pettit, Todd League, Rick Mayday

5. PUBLIC HEARING - Fiscal Year 2020-2021 Budget

Chair Dicus opened the Public Hearing for the Fiscal Year 2020-2021 Budget at 4:06 p.m.

There were no public comments.

Chair Dicus closed the Public Hearing at 4:07 p.m.

6. NEW BUSINESS

A. Motion, Discussion, and Action Regarding Approval of Resolution 2020-09 and FY 2020-2021 Final Budget and 5-Year Projection

Chief Tharp reminded the Board that this is the same budget that was presented and tentatively approved at last month's meeting. He noted that the NAV is expected to decrease after next year. The Agency is being fiscally conservative due to COVID-19, and is attempting to be proactive by providing projections that are purposefully low. He stated that the tax rate remains at $3.25 for the years going forward.

Motion to approve resolution 2020-09 and FY 2020-2021 Budget.

Move: Dave Dobbs Second: Julie Pettit Status: Passed

Yes: Dave Dobbs, Cyndy Dicus, Julie Pettit, Todd League, Rick Mayday

B. Motion, Discussion, and Action Regarding Approval of Chino Valley Fire District Fiscal Certification for FY Budget 2020-2021

Chief Tharp informed the Board that once the budget is approved, the Board has to approve certification pursuant to that statute. It states that the organization is not incurring any debt or liability in excess of what the organization is allowed to collect.

Motion to approve the Chino Valley Fire District fiscal certification for Fiscal Year Budget 2020-2021.

Move: Julie Pettit Second: Cyndy Dicus Status: Passed

Yes: Dave Dobbs, Cyndy Dicus, Julie Pettit, Todd League, Rick Mayday

DRAFT

C. Motion, Discussion, and Action Regarding Approval of Resolution 2020-10 Assignment of Equity for FY 2021

Chief Tharp explained the assignment of equity as it relates to the audit process. The Chino Valley Fire District will be assigned 19.74% funding equity assignment based on the JPA.

Attorney Cornelius recommended that the Board amend the motion to include the Fiscal Year 2021 Budget in the amount of $4,919,237, and revenue should be assigned at 19.74% based on the funding requirements of the JPA.

Director Pettit read Resolution 2020-10 into the record.

Motion for approval of Resolution 2020-10 Assignment of Equity for FY 2021 Budget in the amount of $4,919,237 and revenue should be assigned at 19.74% based on the funding requirements of the JPA.

Move: Julie Pettit Second: Cyndy Dicus Status: Passed

Yes: Dave Dobbs, Cyndy Dicus, Julie Pettit, Todd League, Rick Mayday

D. Motion, Discussion, and Action Regarding Approval of FY 2021 Bond Tax Rate of $0.2967

Chief Tharp stated that this rate is specific to the bonds issued to the Chino Valley Fire District and that all of these funds were used in the last fiscal year for the remodel of Station 61. The Agency has approximately 13 years left of bond repayments. The rate continues to decrease over time and it will get to a point where the tax rate will drop significantly.

Motion to approve Fiscal Year 2021 Bond Tax Rate of $0.2967.

Move: Julie Pettit Second: Cyndy Dicus Status: Passed

Yes: Dave Dobbs, Cyndy Dicus, Julie Pettit, Todd League, Rick Mayday

E. Motion, Discussion, and Action Regarding Approval of Resolution 2020-11 Board Meeting Schedule and Monthly Fund Transfers

Chief Tharp explained that this resolution continues to allow the Board to meet quarterly per statute and transfer funds monthly. The Agency cannot arbitrarily transfer funds and it cannot exceed the total dollar requirement that is budgeted for the fiscal year.

Director Pettit read Resolution 2020-11 into the record.

Motion for the approval of Resolution 2020-11 Board Meeting Schedule and Monthly Fund Transfers.

Move: Julie Pettit Second: Dave Dobbs Status: Passed

Yes: Dave Dobbs, Cyndy Dicus, Julie Pettit, Todd League, Rick Mayday

DRAFT

7. ADJOURNMENT

Motion to adjourn at 4:24 p.m.

Move: Julie Pettit Second: Cyndy Dicus Status: Passed

Yes: Dave Dobbs, Cyndy Dicus, Julie Pettit, Todd League, Rick Mayday

Disabled persons needing reasonable accommodations should call 928-772-7711 prior to the scheduled meeting.

DRAFT

The Chino Valley Fire District Board of Directors have reviewed and approved the following monthly financial documents to include Income Statements, Balance Sheets, and Bank Reconciliations with supporting documents, Revenue and Expenditure Graphs, and Cash Flow Projections in compliance with ARS §48-805, 807:

CVFD General Fund

CVFD Bond Debt Service

Fire Board Chairperson Date

Fire Board Clerk Date

Signature indicating approval on next page.

CHINO VALLEY FIRE DISTRICT
GENERAL FUND - CHECK RECONCILIATION JUNE, 2020

Reconciliation:		
Beginning Balance:	$	344,094.68
Deposits:	$	57,128.26
Transfer Out - Fire Authority:	$	(228,518.29)
Interest Paid on Tax Roll Correct:	$	-
Disbursements:	$	-
Reversing Entry:	$	-
Ending Balance:	**$**	**172,704.65**
Difference Between Balances:	**$**	**-**

Bank Statement Balance:		
Balance Per Bank:	$	172,704.65
Outstanding Checks:	$	-
Outstanding Deposits:	$	-
Reversing Entry:	$	-
Ending Balance:	**$**	**172,704.65**
G/L Ending Balance:	**$**	**172,704.65**
	$	**172,704.65**

Deposits Per Bank Statement:		
Real Estate Taxes:	$	46,546.52
Personal Property Taxes:	$	3,132.12
Fire District Assistance Tax:	$	4,474.24
Fire District Deposit:	$	-
Transfer Out-Fire Authority:	$	228,518.29
ADOT & Fish and Game In Lieu:	$	-
Interest Paid - Tax Roll Corrections	$	-
Adjustments (Warrants Issued):	$	-
Interest Income:	$	2,975.38
Correct errors made by County	$	-
Ending Balance:	**$**	**285,646.55**

Bank Reconciliation Register:		
Checks From Accounts Payable:	$	-
Total Checks:	$	-
Deposits From Accounts Receivable:	$	-
Journal Entries From General Ledger:	$	285,646.55
Ending Balance:	**$**	**285,646.55**

Reconciliation Approved By: Scott Freitag — Digitally signed by Scott Freitag Date: 2020.07.20 13:27:33 -07'00'

Scott Freitag, Fire Chief

Reconciliation Reviewed By: Dave Tharp — Digitally signed by Dave Tharp Date: 2020.07.20 13:06:09 -07'00'

David Tharp, Assistant Chief of Administration

Reconciliation Prepared By: Karen Butler — Digitally signed by Karen Butler Date: 2020.07.17 13:33:46 -07'00'

Karen Butler, Finance Specialist III

CHINO VALLEY FIRE DISTRICT
General Fund Tax Collection Information

Total Levy Month	FY 15-16 $3,481,052 Collected	FY 16-17 $3,547,699 Collected	FY 17-18 $3,707,996 Collected	FY 18-19 $3,926,501 Collected	FY 19-20 $4,190,442 Collected
July	$32,572	$10,160	$24,936	$21,890	$14,597
%	0.936%	0.286%	0.672%	0.557%	0.348%
% To Date	0.9357%	0.2864%	0.6725%	0.5575%	0.3483%
August	$26,909	$18,803	$10,622	$12,226	$10,746
%	0.773%	0.530%	0.286%	0.311%	0.256%
% To Date	1.7087%	0.8164%	0.9590%	0.8688%	0.6048%
September	$296,716	$182,315	$178,141	$25,209	$30,894
%	8.524%	5.139%	4.804%	0.642%	0.737%
% To Date	10.2324%	5.9553%	5.7632%	1.5109%	1.3420%
October	$1,237,993	$834,512	$1,503,325	$1,610,381	$1,807,742
%	35.564%	23.523%	40.543%	41.013%	43.140%
% To Date	45.7962%	29.4779%	46.3060%	42.5240%	44.4817%
November	$289,817	$866,615	$290,266	$498,787	$373,908
%	8.326%	24.428%	7.828%	12.703%	8.923%
% To Date	54.1218%	53.9055%	54.1341%	55.2271%	53.4046%
December	$220,662	$227,672	$223,661	$236,727	$286,760
%	6.3389%	6.4175%	6.0319%	6.0289%	6.8432%
% To Date	60.4607%	60.3229%	60.1659%	61.2560%	60.2478%
January	$76,744	$89,048	$153,278	$117,994	$115,429
%	2.2046%	2.5100%	4.1337%	3.0051%	2.7546%
% To Date	62.6653%	62.8330%	64.2997%	64.2611%	63.0023%
February	$87,184	$94,094	$95,262	$54,476	$104,991
%	2.5045%	2.6523%	2.5691%	1.3874%	2.5055%
% To Date	65.1698%	65.4852%	66.8688%	65.6485%	65.5078%
March	$124,511	$141,015	$127,298	$138,910	$142,182
%	3.5768%	3.9748%	3.4331%	3.5377%	3.3930%
% To Date	68.7467%	69.4600%	70.3018%	69.1863%	68.9008%
April	$910,876	$821,855	$794,289	$955,634	$983,917
%	26.1667%	23.1659%	21.4210%	24.3380%	23.4800%
% To Date	94.9134%	92.6259%	91.7228%	93.5243%	92.3809%
May	$125,156	$195,151	$238,700	$189,925	$206,496
%	3.5954%	5.5008%	6.4374%	4.8370%	4.9278%
% To Date	98.5087%	98.1267%	98.1602%	98.3613%	97.3086%
June	$66,848	$66,097	$80,520	$84,895	$49,679
%	1.9203%	1.8631%	2.1715%	2.1621%	1.1855%
% To Date	100.4290%	99.9898%	100.3318%	100.5234%	98.4942%
TOTALS	$3,495,987	$3,547,337	$3,720,297	$3,947,053	$4,127,341
Delinquency	-0.4290%	0.0102%	-0.3318%	-0.5234%	1.5058%

CHINO VALLEY FIRE DISTRICT
FDAT Collection Information

Total Levy Month	FY 15-16 $313,900 Collected	FY 16-17 $313,900 Collected	FY 17-18 $333,290 Collected	FY 18-19 $333,290 Collected	FY 19-20 $366,547 Collected
July	$2,501	$1,423	$1,630	$1,238	$1,475
%	0.797%	0.453%	0.489%	0.371%	0.403%
% To Date	0.7966%	0.4533%	0.4891%	0.3715%	0.4025%
August	$1,456	$661	$554	$707	$653
%	0.464%	0.211%	0.166%	0.212%	0.178%
% To Date	1.2606%	0.6638%	0.6553%	0.5835%	0.5806%
September	$26,332	$8,777	$12,654	$3,182	$1,853
%	8.389%	2.796%	3.797%	0.955%	0.505%
% To Date	9.6492%	3.4600%	4.4520%	1.5382%	1.0861%
October	$97,909	$86,411	$93,081	$139,813	$107,270
%	31.191%	27.528%	27.928%	41.949%	29.265%
% To Date	40.8405%	30.9881%	32.3799%	43.4877%	30.3510%
November	$43,410	$75,219	$74,651	$59,861	$30,666
%	13.8292%	23.9628%	22.3983%	17.9606%	8.3663%
% To Date	54.6697%	54.9510%	54.7782%	61.4483%	38.7172%
December	$20,201	$24,923	$21,663	$25,413	$112,035
%	6.4354%	7.9398%	6.4997%	7.6250%	30.5650%
% To Date	61.1052%	62.8907%	61.2779%	69.0733%	69.2822%
January	$10,565	$11,762	$16,138	$11,149	$11,446
%	3.3658%	3.7471%	4.8420%	3.3450%	3.1227%
% To Date	64.4710%	66.6378%	66.1199%	72.4183%	72.4049%
February	$7,946	$8,291	$8,056	$7,409	$10,419
%	2.531%	2.641%	2.417%	2.223%	2.842%
% To Date	67.0024%	69.2790%	68.5368%	74.6413%	75.2473%
March	$12,018	$12,638	$12,174	$13,713	$13,361
%	3.8286%	4.0263%	3.6528%	4.1143%	3.6452%
% To Date	70.8310%	73.3052%	72.1897%	78.7556%	78.8925%
April	$35,416	$62,586	$63,209	$79,859	$85,315
%	11.2825%	19.9382%	18.9651%	23.9607%	23.2754%
% To Date	82.1134%	93.2434%	91.1548%	102.7164%	102.1679%
May	$51,376	$23,662	$23,731	$18,881	$21,832
%	16.3671%	7.5381%	7.1201%	5.6650%	5.9561%
% To Date	98.4805%	100.7815%	98.2749%	108.3813%	108.1240%
June	$6,266	$4,682	$5,094	$5,726	$4,474
%	1.9962%	1.4917%	1.5285%	1.7181%	1.2206%
% To Date	100.4767%	102.2732%	99.8034%	110.0995%	109.3446%
TOTALS	$315,396	$321,035	$332,635	$366,951	$400,799
Delinquency	-0.4767%	-2.2732%	0.1966%	-10.0995%	-9.3446%
	100.0000%	100.0000%	100.0000%	100.0000%	100.0000%

2019 - 2020 Cash Flow by Month : JUNE

	Actual											
	July	**Aug.**	**Sept.**	**Oct.**	**Nov.**	**Dec.**	**Jan.**	**Feb.**	**March**	**April**	**May**	**June**
Revenues:												
Taxes	14,597	10,706	30,894	1,807,742	373,908	286,760	115,429	104,991	142,182	983,917	206,496	49,679
FDAT	1,475	692	1,853	107,270	30,666	112,035	11,446	10,419	13,361	85,315	21,832	4,474
Interest Income	410	897	990	118	(2)	3,262	588	-	760	194	191	2,975
Other Income	-	-	-	-	-	-	150	-	-	-	-	-
RevenueTotals:	16,483	12,296	33,737	1,915,130	404,572	402,057	127,613	115,410	156,303	1,069,426	228,518	57,128
Expenditures:												
Audit/Accounting, Election, Legal, Fire Board Expenses	305	126	1,970	-	-	1,713	4,000	-	203	45	-	-
Contingency	-	-	-	-	-	-	-	-	-	-	-	-
Fire Authority Funding	92,435	-	28,779	33,737	1,915,130	404,572	357,057	127,613	115,410	156,303	1,069,426	228,518
Miscellaneous	-	-	-	-	-	-	-	-	0	-	-	-
ExpenditureTotals:	92,740	126	30,749	33,737	1,915,130	406,284	361,057	127,613	115,613	156,348	1,069,426	228,518
Monthly Net Cash	(76,257)	12,170	2,988	1,881,394	(1,510,558)	(4,227)	(233,444)	(12,203)	40,690	913,078	(840,908)	(171,390)
Cumulative Net Cash	(76,257)	(64,087)	(61,099)	1,820,294	309,736	305,509	72,065	59,861	100,552	1,013,630	172,722	1,332

Cash Balance

CHINO VALLEY FIRE DISTRICT
REVENUE GRAPH DATA

	JUNE, 2020 Revenue	YTD Budget	%
Real Estate Taxes	$ 46,547	$ 4,190,442	81.48
UPP Taxes	$ 3,132	$ -	5.48
FDAT	$ 4,474	$ 366,547	7.83
Interest Income	$ 2,975	$ -	5.21
Other Income	$ -	$ 2,000	0.00
TOTALS:	**$ 57,128**	**$ 4,558,989**	**100.00**

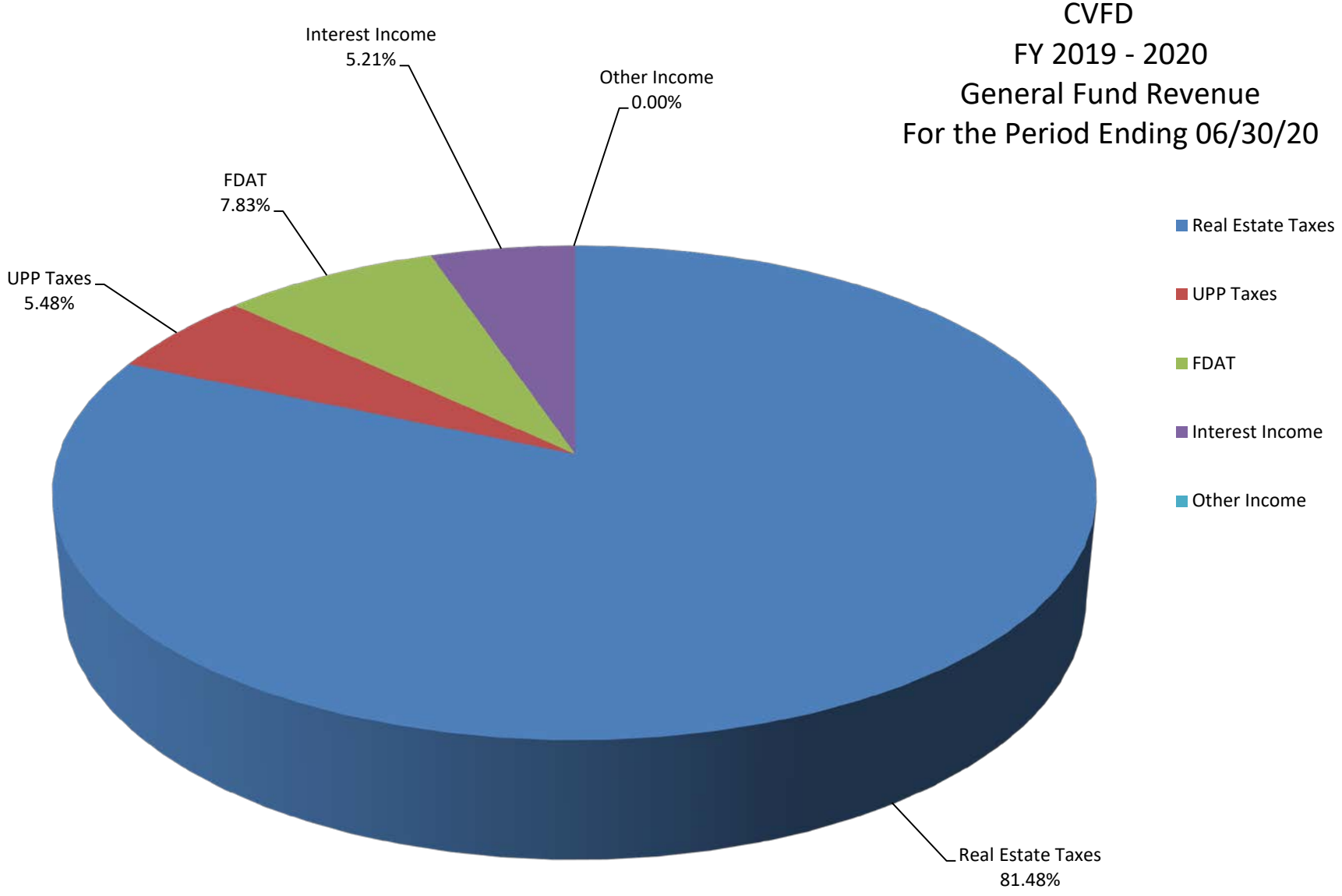
CVFD
FY 2019 - 2020
General Fund Revenue
For the Period Ending 06/30/20
Interest Income
5.21%
Other Income
0.00%
FDAT
7.83%
UPP Taxes
5.48%
Real Estate Taxes
81.48%
Real Estate Taxes
UPP Taxes
FDAT
Interest Income
Other Income

CHINO VALLEY FIRE DISTRICT
EXPENSE GRAPH DATA

	JUNE, 2020 Revenue	YTD Budget	%
Audit/Accounting, Election, Legal, Fire Board Expenses	$ -	$ 11,000	-
Contingency	$ -	$ 20,000	-
Miscellaneous	$ -	$ -	-
Fire Authority Funding	$ 228,518	$ 4,547,989	100.00
TOTALS:	**$ 228,518**	**$ 4,578,989**	**100.00**

CVFD
FY 2019 - 2020
General Fund Expenditures
For the Period Ending 06/30/20

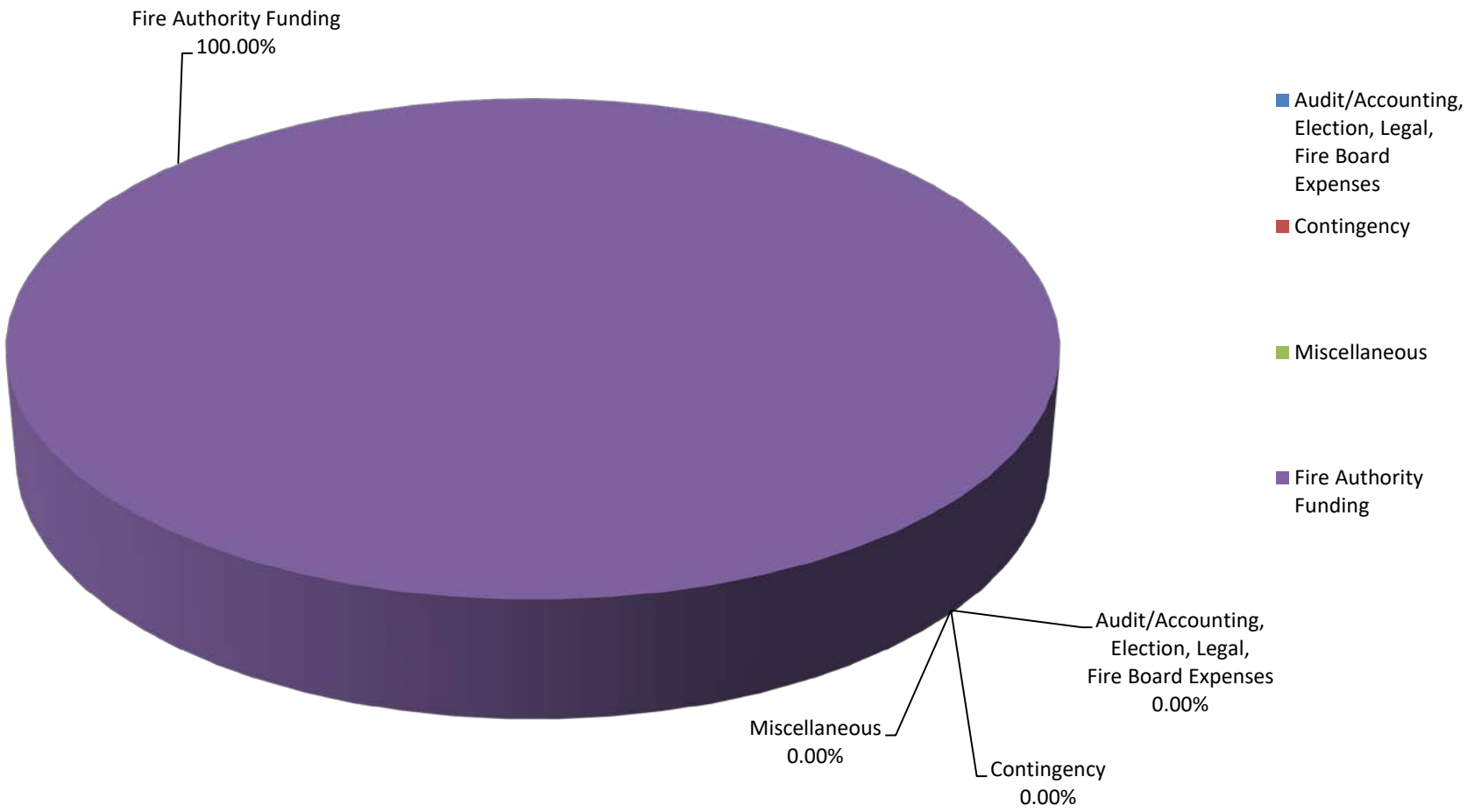

CHINO VALLEY FIRE DISTRICT
GENERAL FUND - JUNE, 2020

Real Estate Taxes:	$	46,546.52
UPP Taxes:	$	3,132.12
FDAT:	$	4,474.24
Interest Received:	$	2,975.38
Other:	$	-
TOTAL:	$	57,128.26

Transferred to CAFMA:	$	228,518.29

Yavapai County Treasurer

Monthly Statement

Date Range: 6/1/2020 to 6/30/2020

Chino Valley Fire Dist GF
Fund: 6065540000

Yavapai County Treasurer

Monthly Statement

Date Range: 6/1/2020 to 6/30/2020

Account	Period	YTD		
6065540000	**Chino Valley Fire Dist GF**			
Begin Balance:	344,094.68	201,574.02		
Income:	57,128.26 ✓	4,538,738.65		
LOC Advance:	.00	.00		
Expense:	(228,518.29)	(4,567,608.02)	LOC:	.00
LOC Payments:	.00	.00	Warrants Outstanding:	.00
Cash Balance:	172,704.65	172,704.65	End:	172,704.65

Yavapai County Treasurer

Monthly Statement

Date Range: 6/1/2020 to 6/30/2020

Monthly Statement Summary

Source Code	Description		MTDAmount	YTDAmount
6065540000 Chino Valley Fire Dist GF		**Beginning Balance:**	344,094.68	201,574.02
11100.2008	2008 Real Estate Taxes		.00	85.17
11100.2009	2009 Real Estate Taxes		.00	114.91
11100.2010	2010 Real Estate Taxes		.00	105.51
11100.2011	2011 Real Estate Taxes		.00	80.64
11100.2012	2012 Real Estate Taxes		.00	61.54
11100.2013	2013 Real Estate Taxes		.00	61.68
11100.2014	2014 Real Estate Taxes		.00	41.44
11100.2015	2015 Real Estate Taxes		.00	44.74
11100.2016	2016 Real Estate Taxes		.00	(119.65)
11100.2017	2017 Real Estate Taxes		.00	(108.95)
11100.2018	2018 Real Estate Taxes		.00	82,715.78
11100.2019	2019 Real Estate Taxes		46,546.52	3,952,189.92
12100.2004	2004 Personal Property Taxes		.00	13.22
12100.2007	2007 Personal Property Taxes		.00	132.89
12100.2009	2009 Personal Property Taxes		.00	61.49
12100.2010	2010 Personal Property Taxes		.00	83.39
12100.2011	2011 Personal Property Taxes		.00	30.71
12100.2012	2012 Personal Property Taxes		.00	20.23
12100.2013	2013 Personal Property Taxes		.00	20.28
12100.2014	2014 Personal Property Taxes		3.58	85.09
12100.2015	2015 Personal Property Taxes		.00	129.71
12100.2016	2016 Personal Property Taxes		19.11	409.69
12100.2017	2017 Personal Property Taxes		.00	516.29
12100.2018	2018 Personal Property Taxes		147.10	3,528.57
12100.2019	2019 Personal Property Taxes		2,962.33	87,036.37
37130.0	ADOT & Fish and Game in-lieu		.00	149.65
37150.0	FDAT Distributions		4,474.24	400,799.36
38108.0	Interest on Investments Charles Schwab		2,840.30	4,889.02
38109.0	Interest on Investments St Treas		135.08	5,559.96
90002.0	Interest Pd on Tax Roll Corrections		.00	(65.93)
91032.0	Warrants Redeemed		.00	(38,562.76)
91702.0	Transfer out		(228,518.29)	(4,528,979.33)
		Ending Balance:	**172,704.65**	**172,704.65**

Monthly Statement Detail

Date	Notes	Doc #	Amount	C/D

Yavapai County Treasurer

Monthly Statement

Date Range: 6/1/2020 to 6/30/2020

6065540000 Chino Valley Fire Dist GF			Beginning Balance: 344,094.68	
11100.2019 2019 Real Estate Taxes			Source Code Total: 46,546.52	
06/01	Tax Distribution	0	240.00	C
06/01	Tax Distribution	0	1,062.76	C
06/01	Tax Distribution	0	563.99	C
06/01	Tax Distribution	0	487.58	C
06/02	Tax Distribution	0	1,065.24	C
06/02	Tax Distribution	0	161.41	C
06/02	Tax Distribution	0	1.80	C
06/02	Tax Distribution	0	658.45	C
06/03	Tax Distribution	0	733.95	C
06/03	Tax Distribution	0	765.75	C
06/03	Tax Distribution	0	5,728.39	C
06/03	Tax Distribution	0	295.23	C
06/04	Tax Distribution	0	644.55	C
06/04	Tax Distribution	0	386.89	C
06/05	Tax Distribution	0	60.83	C
06/05	Tax Distribution	0	664.34	C
06/08	Tax Distribution	0	3,424.46	C
06/08	Tax Distribution	0	50.44	C
06/09	Tax Distribution	0	249.45	C
06/10	Tax Distribution	0	169.92	C
06/10	Tax Distribution	0	460.87	C
06/11	Tax Distribution	0	1,752.76	C
06/11	Tax Distribution	0	379.68	C
06/12	Tax Distribution	0	312.16	C
06/12	Tax Distribution	0	884.28	C
06/15	Tax Distribution	0	132.32	C
06/15	Tax Distribution	0	301.27	C
06/15	Tax Distribution	0	149.48	C
06/16	Tax Distribution	0	124.70	C
06/16	Tax Distribution	0	173.10	C
06/17	Tax Distribution	0	913.02	C
06/17	Tax Distribution	0	4,030.15	C
06/17	Tax Distribution	0	779.17	C
06/18	Tax Distribution	0	240.88	C
06/19	Tax Distribution	0	60.79	C
06/19	Tax Distribution	0	544.02	C
06/19	Tax Distribution	0	56.81	C
06/22	Tax Distribution	0	39.66	C
06/22	Tax Distribution	0	539.81	C
06/22	Tax Distribution	0	1.86	C
06/23	Tax Distribution	0	485.12	C

Yavapai County Treasurer

Monthly Statement

Date Range: 6/1/2020 to 6/30/2020

06/23	Tax Distribution	0	946.09	C
06/23	Tax Distribution	0	14.87	C
06/24	Tax Distribution	0	1,220.22	C
06/24	Tax Distribution	0	223.89	C
06/24	Tax Distribution	0	327.55	C
06/25	Tax Distribution	0	464.53	C
06/25	Tax Distribution	0	594.38	C
06/25	Tax Distribution	0	3,964.78	C
06/25	Tax Distribution	0	1,515.89	C
06/25	Tax Distribution	0	1,340.20	C
06/26	Tax Distribution	0	226.67	C
06/26	Tax Distribution	0	177.19	C
06/26	Tax Distribution	0	477.05	C
06/29	Tax Distribution	0	455.37	C
06/29	Tax Distribution	0	690.61	C
06/29	Tax Distribution	0	282.90	C
06/29	Tax Distribution	0	49.11	C
06/30	Tax Distribution	0	804.92	C
06/30	Tax Distribution	0	2,748.17	C
06/30	Tax Distribution	0	244.79	C
12100.2014 2014 Personal Property Taxes			Source Code Total: 3.58	
06/08	Tax Distribution	0	3.58	C
12100.2016 2016 Personal Property Taxes			Source Code Total: 19.11	
06/05	Tax Distribution	0	19.11	C
12100.2018 2018 Personal Property Taxes			Source Code Total: 147.10	
06/24	Tax Distribution	0	27.69	C
06/26	Tax Distribution	0	119.41	C
12100.2019 2019 Personal Property Taxes			Source Code Total: 2,962.33	
06/02	Tax Distribution	0	75.15	C
06/03	Tax Distribution	0	1.77	C
06/05	Tax Distribution	0	19.87	C
06/08	Tax Distribution	0	130.80	C
06/09	Tax Distribution	0	31.36	C
06/11	Tax Distribution	0	24.96	C
06/16	Tax Distribution	0	328.57	C
06/17	Tax Distribution	0	247.70	C
06/19	Tax Distribution	0	34.25	C
06/22	Tax Distribution	0	95.60	C
06/23	Tax Distribution	0	44.43	C
06/24	Tax Distribution	0	150.97	C
06/24	Tax Distribution	0	51.09	C
06/25	Tax Distribution	0	237.61	C
06/25	Tax Distribution	0	8.11	C

Yavapai County Treasurer

Monthly Statement

Date Range: 6/1/2020 to 6/30/2020

06/25	Tax Distribution	0	344.39	C
06/26	Tax Distribution	0	321.27	C
06/26	Tax Distribution	0	131.96	C
06/26	Tax Distribution	0	301.81	C
06/29	Tax Distribution	0	137.21	C
06/30	Tax Distribution	0	154.11	C
06/30	Tax Distribution	0	38.61	C
06/30	Tax Distribution	0	50.73	C
37150.0 FDAT Distributions			Source Code Total: 4,474.24	
06/01	Fire Dist Assistance Tax 0.146399	0	120.80	C
06/02	Fire Dist Assistance Tax 0.146399	0	116.18	C
06/03	Fire Dist Assistance Tax 0.146399	0	764.34	C
06/04	Fire Dist Assistance Tax 0.146399	0	62.24	C
06/05	Fire Dist Assistance Tax 0.146399	0	93.74	C
06/08	Fire Dist Assistance Tax 0.146399	0	189.60	C
06/09	Fire Dist Assistance Tax 0.146399	0	17.58	C
06/10	Fire Dist Assistance Tax 0.146399	0	52.05	C
06/11	Fire Dist Assistance Tax 0.146399	0	119.25	C
06/12	Fire Dist Assistance Tax 0.146399	0	94.31	C
06/15	Fire Dist Assistance Tax 0.146399	0	67.17	C
06/16	Fire Dist Assistance Tax 0.146399	0	26.51	C
06/17	Fire Dist Assistance Tax 0.146399	0	272.55	C
06/18	Fire Dist Assistance Tax 0.146399	0	61.51	C
06/19	Fire Dist Assistance Tax 0.146399	0	60.18	C
06/22	Fire Dist Assistance Tax 0.146399	0	264.91	C
06/23	Fire Dist Assistance Tax 0.146399	0	198.47	C
06/24	Fire Dist Assistance Tax 0.146399	0	394.75	C
06/25	Fire Dist Assistance Tax 0.146399	0	623.41	C
06/26	Fire Dist Assistance Tax 0.146399	0	248.16	C
06/29	Fire Dist Assistance Tax 0.146399	0	281.60	C
06/30	Fire Dist Assistance Tax 0.146399	0	344.93	C
38108.0 Interest on Investments Charles Schwab			Source Code Total: 2,840.30	
06/29	Investment Interest	0	2,840.30	C
38109.0 Interest on Investments St Treas			Source Code Total: 135.08	
06/29	Investment Interest	0	135.08	C
91702.0 Transfer out			Source Code Total: (228,518.29)	
06/16	Tfr per CAFMA 6/16/20 email request	0	(228,518.29)	D
		6065540000 Chino Valley Fire Dist GF	**Ending Balance: 172,704.65**	

Chino Valley Fire District

Bank Reconciliation Summary

For the Bank Statement ending: 6/30/2020

BANK CONTROL ID: GEN - GENERAL FUND		DESC: GENERAL FUND	ACCOUNT NO: 000000000000000
Beginning Balance:	06/01/20		$344,094.68
Deposits and Credits:			$57,128.26
Checks and Charges:			($228,518.29)
Adjustments:			$0.00
Ending Balance Per Reconciliation:			**$172,704.65**
Ending Balance Per Bank Statement:	06/30/20		$172,704.65
* Outstanding Deposits and Credits:	06/30/20		$0.00
* Outstanding Checks and Charges:	06/30/20		$0.00
Ending Book Balance:	**06/30/20**		**$172,704.65**

*** Outstanding amounts are all outstanding credits and charges dated prior or equal to the Reconciliation date.**

Chino Valley Fire District

BR Checks and Charges Cleared

For the Bank Statement ending: 6/30/20

GEN **General Fund** **General Fund** **000000000000000**

Date	Document	Description	Module	Company	Amount
06/30/20	Cash With Yav Cty	Fire Authority Funding June 20	GL	CHINOV	$228,518.29
				TOTAL CHECKS AND CHARGES CLEARED:	**$228,518.29**

Chino Valley Fire District

BR Checks and Charges Outstanding

For the Bank Statement ending:

Date	Document	Description	Module	Company	Amount

TOTAL CHECKS AND CHARGES OUTSTANDING:

Chino Valley Fire District

BR Deposits and Credits Cleared

For the Bank Statement ending: 6/30/20

GEN **General Fund** **General Fund** **000000000000000**

Date	Document	Description	Module	Company	Amount
06/30/20	Cash With Yav Cty	Tax and Interest Revenue June	GL	CHINOV	$57,128.26
				TOTAL DEPOSITS AND CREDITS CLEARED:	**$57,128.26**

Chino Valley Fire District

BR Deposits and Credits Outstanding

For the Bank Statement ending:

Date	Document	Description	Module	Company	Amount
				TOTAL DEPOSITS AND CREDITS OUTSTANDING:	

Chino Valley Fire District

Bank Reconciliation Register

Document Number	Date	BR Status	Void?	Description	Date Cleared	Amount
MODULE: JOURNAL ENTRIES FROM GENERAL LEDGER						
BANK CONTROL ID: GEN - GENERAL FUND						
Cash With Yav Cty	06/30/20	Marked	No	Fire Authority Funding June 20	07/17/20	$228,518.29
Cash With Yav Cty	06/30/20	Marked	No	Tax and Interest Revenue June	07/17/20	$57,128.26
					SUB TOTAL FOR BANK:	**$285,646.55**
					TOTAL FOR MODULE:	**$285,646.55**

Chino Valley Fire District

BR Adjustments Report

For the Bank Statement ending:

Date	Document	Description	GL Account	Offset Amt	Adj. Amt
DOCUMENT:					
			ADJUSTMENT DOCUMENT " TOTAL:		
			TOTAL FOR ALL ADJUSTMENTS:		

7/17/20
12:54:02 PM

Chino Valley Fire District

Income Statement

(Original Budget to Actual Comparison)

For the period of 6/1/2020 Through 6/30/2020

Fund: (10) General Fund

	Account	Current Period Actual	Current Period Budget	Current Period Variance	Current Period %	Year To Date Actual	Year To Date Budget	Year To Date Variance	Year To Date %
Revenues									
Real Estate Tax	10400000000	$46,546.52	$0.00	$46,546.52	0.0%	$4,035,272.73	$4,190,442.00	$(155,169.27)	(3.7)%
Personal Property Tax	10410000000	3,132.12	0.00	3,132.12	0.0	92,067.93	0.00	92,067.93	0.0
Fire District Assistance Tax	10420000000	4,474.24	0.00	4,474.24	0.0	400,799.36	366,547.00	34,252.36	9.3
Interest Income-General Fund	10490000000	2,975.38	0.00	2,975.38	0.0	10,383.40	0.00	10,383.40	0.0
Rebates/Refunds	10500000000	0.00	0.00	0.00	0.0	0.00	2,000.00	(2,000.00)	(100.0)
Misc. Revenues	10510000000	0.00	0.00	0.00	0.0	149.65	0.00	149.65	0.0
Net Revenues		**$57,128.26**	**$0.00**	**$57,128.26**	**0.0 %**	**$4,538,673.07**	**$4,558,989.00**	**$(20,315.93)**	**(0.4)%**
Program Expenses									
Fire Authority Funding	10670010000	$228,518.29	$0.00	$(228,518.29)	0.0%	$4,528,979.33	$4,547,989.00	$19,009.67	0.4%
Total Program Expenses		**$228,518.29**	**$0.00**	**$(228,518.29)**	**0.0 %**	**$4,528,979.33**	**$4,547,989.00**	**$19,009.67**	**0.4 %**
Fund Raising Expenses									
Audit & Accounting	10640010000	$0.00	$0.00	$0.00	0.0%	$6,985.00	$5,000.00	$(1,985.00)	(39.7)%
Legal Services - Routine	10641010000	0.00	0.00	0.00	0.0	1,250.00	5,000.00	3,750.00	75.0
Legal Services-Non Routine	10641010600	0.00	0.00	0.00	0.0	0.00	1,000.00	1,000.00	100.0
Fire Board Expenses	10644110000	0.00	0.00	0.00	0.0	125.53	0.00	(125.53)	0.0
Misc/Admin	10661010000	0.00	0.00	0.00	0.0	0.35	0.00	(0.35)	0.0
Total Fund Raising Expenses		**$0.00**	**$0.00**	**$0.00**	**0.0 %**	**$8,360.88**	**$11,000.00**	**$2,639.12**	**24.0 %**
Total Expenses		**$228,518.29**		**$(228,518.29)**		**$4,537,340.21**	**$4,558,989.00**	**$21,648.79**	**0.5%**
Income (Loss) from Operations		**$(171,390.03)**	**$0.00**	**$(171,390.03)**	**0.0%**	**$1,332.86**	**$0.00**	**$1,332.86**	**0.0%**
Other Income (Expense)									
Capital Outlay-Building OPS	10772030000	$0.00	$0.00	$0.00	0.0%	$(29,977.23)	$0.00	$(29,977.23)	0.0%
Total Other Income (Expense)		**$0.00**	**$0.00**	**$0.00**	**0.0 %**	**$(29,977.23)**	**$0.00**	**$(29,977.23)**	**0.0 %**
Net Income (Loss)		**$(171,390.03)**	**$0.00**	**$(171,390.03)**	**0.0%**	**$(28,644.37)**	**$0.00**	**$(28,644.37)**	**0.0%**

7/17/20
12:54:09 PM

Chino Valley Fire District

Balance Sheet

As of 6/30/2020

Fund: (10) General Fund

Assets

Current Assets		
Cash with Yavapai County	$172,704.65	
Taxes Receivable	124,421.50	
Total Current Assets		$297,126.15
Total Assets		$297,126.15

Liabilities and Net Assets

Current Liabilities		
Accounts Payable	$305.00	
CAFMA Accounts Payable	92,434.52	
Total Current Liabilities		$92,739.52
Total Liabilities		$92,739.52
Net Assets		
Fund Balance	$(3,430,633.98)	
Current Year Net Assets	(28,644.37)	
Total Net Assets		(3,459,278.35)
Total Liabilities and Net Assets		$(3,366,538.83)

Chino Valley Fire District

GL Account Ledger - Detail By Period

6/1/2020 through 6/30/2020

Batch	Journal	Entry #	Date	Job	Document	Description	Debits	Credits	Balance
10.1100.0.0.000			**CASH WITH YAVAPAI COUNTY**						**$344,094.68**
2114	GJ	143531	06/30/20		Cash With Yav Cty	Fire Authority Funding June 2020	-	228,518.29	115,576.39
2115	GJ	143532	06/30/20		Cash With Yav Cty	Tax and Interest Revenue June 2020	57,128.26	-	172,704.65
						CASH WITH YAVAPAI COUNTY TOTALS:	**$57,128.26**	**$228,518.29**	**$172,704.65**
						TOTAL OF LEDGER:	**$57,128.26**	**$228,518.29**	**$172,704.65**

Chino Valley Fire District

GL Trial Balance Worksheet

For The Period of 6/1/2020 through 6/30/2020

Account	Description	Balances				Adjustments
		Beginning	Debits	Credits	Ending	
10.1100.0.0.000	Cash with Yavapai County	$344,094.68	$57,128.26	$228,518.29	$172,704.65	
	TOTALS:	$344,094.68	$57,128.26	$228,518.29	$172,704.65	

* Inactive accounts are marked and appear in grey.

CHINO VALLEY FIRE DISTRICT
BOND DEBT SERVICE ACCOUNT: 6-65640-7000
BANK RECONCILIATION JUNE, 2020

Reconciliation:		
Beginning Balance (CVFD):	$	488,635.01
Deposits:	$	4,943.03
Disbursements:	$	-
Interest Income:	$	1,493.31
Principal and Interest Payments:	$	(390,716.25)
Interest Paid on Tax Roll Corrections:	$	-
Ending Balance:	**$**	**104,355.10**

Bank Statement Balance:		
Balance Per Bank:	$	104,355.10
Outstanding Adjustments:	$	-
Ending Balance:	**$**	**104,355.10**

Difference Between Balances:	$	-

Deposits Per Bank Statement:		
Fire District Deposits:	$	-
Real Estate Taxes:	$	4,629.86
Personal Property Taxes:	$	313.17
Interest Revenue:	$	1,493.31
Ending Balance:	**$**	**6,436.34**

Reconciliation Approved By: Scott Freitag — Digitally signed by Scott Freitag Date: 2020.07.20 13:26:36 -07'00'

Scott Freitag, Fire Chief

Reconciliation Reviewed By: Dave Tharp — Digitally signed by Dave Tharp Date: 2020.07.20 13:03:22 -07'00'

David Tharp, Assistant Chief of Administration

Reconciliation Prepared By: Karen Butler — Digitally signed by Karen Butler Date: 2020.07.17 13:22:23 -07'00'

Karen Butler, Finance Specialist III

CHINO VALLEY FIRE DISTRICT
BOND DEBT FUND - JUNE, 2020

Real Estate Taxes:	$	4,629.86
UPP Taxes:	$	313.17
Interest Received:	$	1,493.31
Other:	$	-
TOTAL:	$	6,436.34

Yavapai County Treasurer

Monthly Statement

Date Range: 6/1/2020 to 6/30/2020

Chino Valley Fire Dist BDS
Fund: 6065640700

Yavapai County Treasurer

Monthly Statement

Date Range: 6/1/2020 to 6/30/2020

Account	Period	YTD		
6065640700	**Chino Valley Fire Dist BDS**			
Begin Balance:	488,635.01	129,476.11		
Income:	6,436.34	421,739.03		
LOC Advance:	.00	.00		
Expense:	(390,716.25)	(446,860.04)	LOC:	.00
LOC Payments:	.00	.00	Warrants Outstanding:	.00
Cash Balance:	104,355.10	104,355.10	End:	104,355.10

Yavapai County Treasurer

Monthly Statement

Date Range: 6/1/2020 to 6/30/2020

Monthly Statement Summary

Source Code	Description		MTDAmount	YTDAmount
6065640700 Chino Valley Fire Dist BDS		**Beginning Balance:**	488,635.01	129,476.11
11100.2008	2008 Real Estate Taxes		.00	10.16
11100.2009	2009 Real Estate Taxes		.00	14.52
11100.2010	2010 Real Estate Taxes		.00	11.30
11100.2011	2011 Real Estate Taxes		.00	9.66
11100.2012	2012 Real Estate Taxes		.00	5.86
11100.2013	2013 Real Estate Taxes		.00	8.20
11100.2014	2014 Real Estate Taxes		.00	5.54
11100.2015	2015 Real Estate Taxes		.00	5.66
11100.2016	2016 Real Estate Taxes		.00	(14.03)
11100.2017	2017 Real Estate Taxes		.00	(12.35)
11100.2018	2018 Real Estate Taxes		.00	8,872.25
11100.2019	2019 Real Estate Taxes		4,629.86	393,103.86
12100.2007	2007 Personal Property Taxes		.00	10.13
12100.2009	2009 Personal Property Taxes		.00	7.79
12100.2010	2010 Personal Property Taxes		.00	8.94
12100.2011	2011 Personal Property Taxes		.00	3.68
12100.2012	2012 Personal Property Taxes		.00	1.93
12100.2013	2013 Personal Property Taxes		.00	2.70
12100.2014	2014 Personal Property Taxes		.48	11.37
12100.2015	2015 Personal Property Taxes		.00	16.40
12100.2016	2016 Personal Property Taxes		2.24	48.07
12100.2017	2017 Personal Property Taxes		.00	58.51
12100.2018	2018 Personal Property Taxes		15.78	378.49
12100.2019	2019 Personal Property Taxes		294.67	8,657.09
37130.0	ADOT & Fish and Game in-lieu		.00	.54
38108.0	Interest on Investments Charles Schwab		1,425.51	4,896.34
38109.0	Interest on Investments St Treas		67.80	5,616.42
90002.0	Interest Pd on Tax Roll Corrections		.00	(7.54)
92185.0	Paying Agent Fees		.00	(420.00)
92190.0	Bond Interest Payment		(55,716.25)	(111,432.50)
92195.0	Bond Redemption Payment		(335,000.00)	(335,000.00)
		Ending Balance:	**104,355.10**	**104,355.10**

Monthly Statement Detail

Date	Notes	Doc #	Amount	C/D
6065640700 Chino Valley Fire Dist BDS			**Beginning Balance: 488,635.01**	
11100.2019 2019 Real Estate Taxes			Source Code Total: 4,629.86	
06/01	Tax Distribution	0	23.87	C

Yavapai County Treasurer

Monthly Statement

Date Range: 6/1/2020 to 6/30/2020

06/01	Tax Distribution	0	105.63	C
06/01	Tax Distribution	0	56.09	C
06/01	Tax Distribution	0	48.51	C
06/02	Tax Distribution	0	105.95	C
06/02	Tax Distribution	0	16.06	C
06/02	Tax Distribution	0	.18	C
06/02	Tax Distribution	0	65.49	C
06/03	Tax Distribution	0	73.00	C
06/03	Tax Distribution	0	76.16	C
06/03	Tax Distribution	0	569.90	C
06/03	Tax Distribution	0	29.36	C
06/04	Tax Distribution	0	64.11	C
06/04	Tax Distribution	0	38.50	C
06/05	Tax Distribution	0	6.05	C
06/05	Tax Distribution	0	66.08	C
06/08	Tax Distribution	0	340.61	C
06/08	Tax Distribution	0	5.01	C
06/09	Tax Distribution	0	24.82	C
06/10	Tax Distribution	0	16.90	C
06/10	Tax Distribution	0	45.85	C
06/11	Tax Distribution	0	174.34	C
06/11	Tax Distribution	0	37.77	C
06/12	Tax Distribution	0	31.04	C
06/12	Tax Distribution	0	87.94	C
06/15	Tax Distribution	0	13.16	C
06/15	Tax Distribution	0	29.97	C
06/15	Tax Distribution	0	14.87	C
06/16	Tax Distribution	0	12.40	C
06/16	Tax Distribution	0	17.21	C
06/17	Tax Distribution	0	90.82	C
06/17	Tax Distribution	0	400.85	C
06/17	Tax Distribution	0	77.50	C
06/18	Tax Distribution	0	23.96	C
06/19	Tax Distribution	0	6.05	C
06/19	Tax Distribution	0	54.12	C
06/19	Tax Distribution	0	5.65	C
06/22	Tax Distribution	0	3.94	C
06/22	Tax Distribution	0	53.70	C
06/22	Tax Distribution	0	.18	C
06/23	Tax Distribution	0	48.26	C
06/23	Tax Distribution	0	94.09	C
06/23	Tax Distribution	0	1.48	C
06/24	Tax Distribution	0	121.40	C

Yavapai County Treasurer

Monthly Statement

Date Range: 6/1/2020 to 6/30/2020

06/24	Tax Distribution	0	22.27	C
06/24	Tax Distribution	0	32.58	C
06/25	Tax Distribution	0	46.21	C
06/25	Tax Distribution	0	59.13	C
06/25	Tax Distribution	0	394.36	C
06/25	Tax Distribution	0	150.80	C
06/25	Tax Distribution	0	133.30	C
06/26	Tax Distribution	0	22.54	C
06/26	Tax Distribution	0	17.62	C
06/26	Tax Distribution	0	47.45	C
06/29	Tax Distribution	0	45.29	C
06/29	Tax Distribution	0	68.69	C
06/29	Tax Distribution	0	28.14	C
06/29	Tax Distribution	0	4.88	C
06/30	Tax Distribution	0	80.06	C
06/30	Tax Distribution	0	273.36	C
06/30	Tax Distribution	0	24.35	C
12100.2014 2014 Personal Property Taxes			Source Code Total: .48	
06/08	Tax Distribution	0	.48	C
12100.2016 2016 Personal Property Taxes			Source Code Total: 2.24	
06/05	Tax Distribution	0	2.24	C
12100.2018 2018 Personal Property Taxes			Source Code Total: 15.78	
06/24	Tax Distribution	0	2.97	C
06/26	Tax Distribution	0	12.81	C
12100.2019 2019 Personal Property Taxes			Source Code Total: 294.67	
06/02	Tax Distribution	0	7.48	C
06/03	Tax Distribution	0	.18	C
06/05	Tax Distribution	0	1.97	C
06/08	Tax Distribution	0	13.01	C
06/09	Tax Distribution	0	3.12	C
06/11	Tax Distribution	0	2.48	C
06/16	Tax Distribution	0	32.68	C
06/17	Tax Distribution	0	24.63	C
06/19	Tax Distribution	0	3.41	C
06/22	Tax Distribution	0	9.52	C
06/23	Tax Distribution	0	4.42	C
06/24	Tax Distribution	0	15.02	C
06/24	Tax Distribution	0	5.08	C
06/25	Tax Distribution	0	23.63	C
06/25	Tax Distribution	0	.81	C
06/25	Tax Distribution	0	34.25	C
06/26	Tax Distribution	0	31.95	C
06/26	Tax Distribution	0	13.13	C

Yavapai County Treasurer

Monthly Statement

Date Range: 6/1/2020 to 6/30/2020

06/26	Tax Distribution	0	30.03	C	
06/29	Tax Distribution	0	13.65	C	
06/30	Tax Distribution	0	15.33	C	
06/30	Tax Distribution	0	3.84	C	
06/30	Tax Distribution	0	5.05	C	
38108.0 Interest on Investments Charles Schwab			Source Code Total: 1,425.51		
06/29	Investment Interest	0	1,425.51	C	
38109.0 Interest on Investments St Treas			Source Code Total: 67.80		
06/29	Investment Interest	0	67.80	C	
92190.0 Bond Interest Payment			Source Code Total: (55,716.25)		
06/29	Chino Valley FD Ser B 2016 Trans ID 75879226	0	(55,716.25)	D	*
92195.0 Bond Redemption Payment			Source Code Total: (335,000.00)		
06/29	Chino Valley FD Ser B 2016 Trans ID 75879226	0	(335,000.00)	D	*
		6065640700 Chino Valley Fire Dist BDS	**Ending Balance: 104,355.10**		

* 390,716.25

Chino Valley Fire District

Bank Reconciliation Summary

For the Bank Statement ending: 6/30/2020

BANK CONTROL ID: BDS - YAVAPAI COUNTY TREASURER		DESC: BOND DEBT SERVICE	ACCOUNT NO: 6-65640-7000
Beginning Balance:	06/01/20		$488,635.01
Deposits and Credits:			$6,436.34
Checks and Charges:			($390,716.25)
Adjustments:			$0.00
Ending Balance Per Reconciliation:			**$104,355.10**
Ending Balance Per Bank Statement:	06/30/20		$104,355.10
* Outstanding Deposits and Credits:	06/30/20		$0.00
* Outstanding Checks and Charges:	06/30/20		$0.00
Ending Book Balance:	**06/30/20**		**$104,355.10**

*** Outstanding amounts are all outstanding credits and charges dated prior or equal to the Reconciliation date.**

Chino Valley Fire District

BR Checks and Charges Cleared

For the Bank Statement ending: 6/30/20

BDS **Yavapai County Treasurer** **Bond Debt Service** **6-65640-7000**

Date	Document	Description	Module	Company	Amount
06/30/20	BDS Cash W Yav Cty	BDS Principal and Interest Pmt	GL	CHINOV	$390,716.25
				TOTAL CHECKS AND CHARGES CLEARED:	**$390,716.25**

Chino Valley Fire District

BR Checks and Charges Outstanding

For the Bank Statement ending:

Date	Document	Description	Module	Company	Amount

TOTAL CHECKS AND CHARGES OUTSTANDING:

Chino Valley Fire District

BR Deposits and Credits Cleared

For the Bank Statement ending: 6/30/20

BDS	Yavapai County Treasurer	Bond Debt Service	6-65640-7000

Date	Document	Description	Module	Company	Amount
06/30/20	Cash With Yav Cty	Tax and Interest Revenue June	GL	CHINOV	$6,436.34
				TOTAL DEPOSITS AND CREDITS CLEARED:	**$6,436.34**

Chino Valley Fire District

BR Deposits and Credits Outstanding

For the Bank Statement ending:

Date	Document	Description	Module	Company	Amount
				TOTAL DEPOSITS AND CREDITS OUTSTANDING:	

Chino Valley Fire District

Bank Reconciliation Register

Document Number	Date	BR Status	Void?	Description	Date Cleared	Amount
MODULE: JOURNAL ENTRIES FROM GENERAL LEDGER						
BANK CONTROL ID: BDS - YAVAPAI COUNTY TREASURER						
BDS Cash W Yav Cty	06/30/20	Marked	No	BDS Principal and Interest Pmt	07/17/20	$390,716.25
Cash With Yav Cty	06/30/20	Marked	No	Tax and Interest Revenue June	07/17/20	$6,436.34
					SUB TOTAL FOR BANK:	**$397,152.59**
					TOTAL FOR MODULE:	**$397,152.59**

Chino Valley Fire District

BR Adjustments Report

For the Bank Statement ending:

Date	Document	Description	GL Account	Offset Amt	Adj. Amt
DOCUMENT:					
			ADJUSTMENT DOCUMENT " TOTAL:		
			TOTAL FOR ALL ADJUSTMENTS:		

7/17/20
1:08:43 PM

Chino Valley Fire District

Income Statement

(Original Budget to Actual Comparison)

For the period of 6/1/2020 Through 6/30/2020

Fund: (40) Bond Service Fund

	Account	Current Period Actual	Current Period Budget	Current Period Variance	Current Period %	Year To Date Actual	Year To Date Budget	Year To Date Variance	Year To Date %
Revenues									
Bond Fund Revenue	40402000000	$0.00	$0.00	$0.00	0.0%	$312.95	$0.00	$312.95	0.0%
Real Estate Tax	40420000002	4,629.86	0.00	4,629.86	0.0	402,020.63	0.00	402,020.63	0.0
Personal Tax Revenue	40420500000	313.17	0.00	313.17	0.0	9,205.10	0.00	9,205.10	0.0
Net Revenues		**$4,943.03**	**$0.00**	**$4,943.03**	**0.0 %**	**$411,538.68**	**$0.00**	**$411,538.68**	**0.0 %**
Fund Raising Expenses									
BDS - Bank Agent Fees	40640500000	$0.00	$0.00	$0.00	0.0%	$420.00	$0.00	$(420.00)	0.0%
Total Fund Raising Expenses		**$0.00**	**$0.00**	**$0.00**	**0.0 %**	**$420.00**	**$0.00**	**$(420.00)**	**0.0 %**
Total Expenses						**$420.00**		**$(420.00)**	
Income (Loss) from Operations		**$4,943.03**	**$0.00**	**$4,943.03**	**0.0%**	**$411,118.68**	**$0.00**	**$411,118.68**	**0.0%**
Other Income (Expense)									
Bond Debt Service Interest Revenue	40430000000	$1,493.31	$0.00	$1,493.31	0.0%	$10,505.25	$0.00	$10,505.25	0.0%
ADOT & Fish and Game In-Lieu	40435000002	0.00	0.00	0.00	0.0	0.54	0.00	0.54	0.0
Bond Debt Service Principle Payment	40600000000	(335,000.00)	0.00	(335,000.00)	0.0	(335,000.00)	0.00	(335,000.00)	0.0
Bond Debt Service Interest Expense	40610000000	(55,716.25)	0.00	(55,716.25)	0.0	(111,432.53)	0.00	(111,432.53)	0.0
Capital Outlay-Building - OPS	40772030000	0.00	0.00	0.00	0.0	(435,105.84)	0.00	(435,105.84)	0.0
Capital OutLay-Vehicles/OPS	40773030000	0.00	0.00	0.00	0.0	(247.51)	0.00	(247.51)	0.0
Total Other Income (Expense)		**$(389,222.94)**	**$0.00**	**$(389,222.94)**	**0.0 %**	**$(871,280.09)**	**$0.00**	**$(871,280.09)**	**0.0 %**
Net Income (Loss)		**$(384,279.91)**	**$0.00**	**$(384,279.91)**	**0.0%**	**$(460,161.41)**	**$0.00**	**$(460,161.41)**	**0.0%**

7/17/20
1:08:48 PM

Chino Valley Fire District

Balance Sheet

As of 6/30/2020

Fund: (40) Bond Service Fund
Account: (1105) Not Defined

Assets

Current Assets		
Bond Debt Service	$104,355.10	
Total Current Assets		$104,355.10
Total Assets		$104,355.10
Total Liabilities and Net Assets		$0.00

Chino Valley Fire District

GL Account Ledger - Detail By Period

6/1/2020 through 6/30/2020

Batch	Journal	Entry #	Date	Job	Document	Description	Debits	Credits	Balance
40.1105.0.0.000			**BOND DEBT SERVICE**						**$488,635.01**
2117	GJ	143543	06/30/20		BDS Cash W Yav Cty	BDS Principal and Interest Pmt June 2020	-	390,716.25	97,918.76
2116	GJ	143537	06/30/20		Cash With Yav Cty	Tax and Interest Revenue June 2020	6,436.34	-	104,355.10
						BOND DEBT SERVICE TOTALS:	**$6,436.34**	**$390,716.25**	**$104,355.10**
						TOTAL OF LEDGER:	**$6,436.34**	**$390,716.25**	**$104,355.10**

Chino Valley Fire District

GL Trial Balance Worksheet

For The Period of 6/1/2020 through 6/30/2020

Account	Description	Balances				Adjustments
		Beginning	Debits	Credits	Ending	
40.1105.0.0.000	Bond Debt Service	$488,635.01	$6,436.34	$390,716.25	$104,355.10	
	TOTALS:	$488,635.01	$6,436.34	$390,716.25	$104,355.10	

* Inactive accounts are marked and appear in grey.

The Chino Valley Fire District Board of Directors have reviewed and approved the following monthly financial documents to include Income Statements, Balance Sheets, and Bank Reconciliations with supporting documents, Revenue and Expenditure Graphs, and Cash Flow Projections in compliance with ARS §48-805, 807:

CVFD General Fund

CVFD Bond Debt Service

Fire Board Chairperson Date

Fire Board Clerk Date

Signature indicating approval on next page.

CHINO VALLEY FIRE DISTRICT
GENERAL FUND - CHECK RECONCILIATION JULY, 2020

Reconciliation:		
Beginning Balance:	$	172,704.65
Deposits:	$	45,156.20
Transfer Out - Fire Authority:	$	(57,128.26)
Interest Paid on Tax Roll Correct:	$	-
Disbursements:	$	(270.00)
Reversing Entry:	$	-
Ending Balance:	**$**	**160,462.59**
Difference Between Balances:	**$**	**-**

Bank Statement Balance:		
Balance Per Bank:	$	160,732.59
Outstanding Checks:	$	(270.00)
Outstanding Deposits:	$	-
Reversing Entry:	$	-
Ending Balance:	**$**	**160,462.59**
G/L Ending Balance:	**$**	**160,462.59**
	$	**160,462.59**

Deposits Per Bank Statement:		
Real Estate Taxes:	$	36,462.34
Personal Property Taxes:	$	5,854.06
Fire District Assistance Tax:	$	2,769.37
Fire District Deposit:	$	-
Transfer Out-Fire Authority:	$	57,128.26
ADOT & Fish and Game In Lieu:	$	-
Interest Paid - Tax Roll Corrections	$	-
Adjustments (Warrants Issued):	$	270.00
Interest Income:	$	70.43
Correct errors made by County	$	-
Ending Balance:	**$**	**102,554.46**

Bank Reconciliation Register:		
Checks From Accounts Payable:	$	270.00
Total Checks:	$	270.00
Deposits From Accounts Receivable:	$	-
Journal Entries From General Ledger:	$	102,284.46
Ending Balance:	**$**	**102,554.46**

Reconciliation Approved By: Scott Freitag — Digitally signed by Scott Freitag Date: 2020.08.17 12:51:13 -07'00'

Scott Freitag, Fire Chief

Reconciliation Reviewed By: Dave Tharp — Digitally signed by Dave Tharp Date: 2020.08.13 18:01:43 -07'00'

David Tharp, Assistant Chief of Administration

Reconciliation Prepared By: Karen Butler — Digitally signed by Karen Butler Date: 2020.08.13 14:04:41 -07'00'

Karen Butler, Finance Specialist III

CHINO VALLEY FIRE DISTRICT
General Fund Tax Collection Information

Total Levy Month	FY 15-16 $3,481,052 Collected	FY 16-17 $3,547,699 Collected	FY 17-18 $3,707,996 Collected	FY 18-19 $3,926,501 Collected	FY 19-20 $4,190,442 Collected	FY 20-21 $4,497,237 Collected
July	$32,572	$10,160	$24,936	$21,890	$14,597	$42,316
%	0.936%	0.286%	0.672%	0.557%	0.348%	0.941%
% To Date	0.9357%	0.2864%	0.6725%	0.5575%	0.3483%	0.9409%
August	$26,909	$18,803	$10,622	$12,226	$10,746	$0
%	0.773%	0.530%	0.286%	0.311%	0.256%	0.000%
% To Date	1.7087%	0.8164%	0.9590%	0.8688%	0.6048%	0.9409%
September	$296,716	$182,315	$178,141	$25,209	$30,894	$0
%	8.524%	5.139%	4.804%	0.642%	0.737%	0.000%
% To Date	10.2324%	5.9553%	5.7632%	1.5109%	1.3420%	0.9409%
October	$1,237,993	$834,512	$1,503,325	$1,610,381	$1,807,742	$0
%	35.564%	23.523%	40.543%	41.013%	43.140%	0.000%
% To Date	45.7962%	29.4779%	46.3060%	42.5240%	44.4817%	0.9409%
November	$289,817	$866,615	$290,266	$498,787	$373,908	$0
%	8.326%	24.428%	7.828%	12.703%	8.923%	0.000%
% To Date	54.1218%	53.9055%	54.1341%	55.2271%	53.4046%	0.9409%
December	$220,662	$227,672	$223,661	$236,727	$286,760	$0
%	6.3389%	6.4175%	6.0319%	6.0289%	6.8432%	0.0000%
% To Date	60.4607%	60.3229%	60.1659%	61.2560%	60.2478%	0.9409%
January	$76,744	$89,048	$153,278	$117,994	$115,429	$0
%	2.2046%	2.5100%	4.1337%	3.0051%	2.7546%	0.0000%
% To Date	62.6653%	62.8330%	64.2997%	64.2611%	63.0023%	0.9409%
February	$87,184	$94,094	$95,262	$54,476	$104,991	$0
%	2.5045%	2.6523%	2.5691%	1.3874%	2.5055%	0.0000%
% To Date	65.1698%	65.4852%	66.8688%	65.6485%	65.5078%	0.9409%
March	$124,511	$141,015	$127,298	$138,910	$142,182	$0
%	3.5768%	3.9748%	3.4331%	3.5377%	3.3930%	0.0000%
% To Date	68.7467%	69.4600%	70.3018%	69.1863%	68.9008%	0.9409%
April	$910,876	$821,855	$794,289	$955,634	$983,917	$0
%	26.1667%	23.1659%	21.4210%	24.3380%	23.4800%	0.0000%
% To Date	94.9134%	92.6259%	91.7228%	93.5243%	92.3809%	0.9409%
May	$125,156	$195,151	$238,700	$189,925	$206,496	$0
%	3.5954%	5.5008%	6.4374%	4.8370%	4.9278%	0.0000%
% To Date	98.5087%	98.1267%	98.1602%	98.3613%	97.3086%	0.9409%
June	$66,848	$66,097	$80,520	$84,895	$49,679	$0
%	1.9203%	1.8631%	2.1715%	2.1621%	1.1855%	0.0000%
% To Date	100.4290%	99.9898%	100.3318%	100.5234%	98.4942%	0.9409%
TOTALS	$3,495,987	$3,547,337	$3,720,297	$3,947,053	$4,127,341	$42,316
Delinquency	-0.4290%	0.0102%	-0.3318%	-0.5234%	1.5058%	99.0591%

CHINO VALLEY FIRE DISTRICT

FDAT Collection Information

Total Levy Month	FY 15-16 $313,900 Collected	FY 16-17 $313,900 Collected	FY 17-18 $333,290 Collected	FY 18-19 $333,290 Collected	FY 19-20 $366,547 Collected	FY 20-21 $400,000 Collected
July	$2,501	$1,423	$1,630	$1,238	$1,475	$2,769
%	0.797%	0.453%	0.489%	0.371%	0.403%	0.692%
% To Date	0.7966%	0.4533%	0.4891%	0.3715%	0.4025%	0.6923%
August	$1,456	$661	$554	$707	$653	$0
%	0.464%	0.211%	0.166%	0.212%	0.178%	0.000%
% To Date	1.2606%	0.6638%	0.6553%	0.5835%	0.5806%	0.6923%
September	$26,332	$8,777	$12,654	$3,182	$1,853	$0
%	8.389%	2.796%	3.797%	0.955%	0.505%	0.000%
% To Date	9.6492%	3.4600%	4.4520%	1.5382%	1.0861%	0.6923%
October	$97,909	$86,411	$93,081	$139,813	$107,270	$0
%	31.191%	27.528%	27.928%	41.949%	29.265%	0.000%
% To Date	40.8405%	30.9881%	32.3799%	43.4877%	30.3510%	0.6923%
November	$43,410	$75,219	$74,651	$59,861	$30,666	$0
%	13.8292%	23.9628%	22.3983%	17.9606%	8.3663%	0.0000%
% To Date	54.6697%	54.9510%	54.7782%	61.4483%	38.7172%	0.6923%
December	$20,201	$24,923	$21,663	$25,413	$112,035	$0
%	6.4354%	7.9398%	6.4997%	7.6250%	30.5650%	0.0000%
% To Date	61.1052%	62.8907%	61.2779%	69.0733%	69.2822%	0.6923%
January	$10,565	$11,762	$16,138	$11,149	$11,446	$0
%	3.3658%	3.7471%	4.8420%	3.3450%	3.1227%	0.0000%
% To Date	64.4710%	66.6378%	66.1199%	72.4183%	72.4049%	0.6923%
February	$7,946	$8,291	$8,056	$7,409	$10,419	$0
%	2.531%	2.641%	2.417%	2.223%	2.842%	0.000%
% To Date	67.0024%	69.2790%	68.5368%	74.6413%	75.2473%	0.6923%
March	$12,018	$12,638	$12,174	$13,713	$13,361	$0
%	3.8286%	4.0263%	3.6528%	4.1143%	3.6452%	0.0000%
% To Date	70.8310%	73.3052%	72.1897%	78.7556%	78.8925%	0.6923%
April	$35,416	$62,586	$63,209	$79,859	$85,315	$0
%	11.2825%	19.9382%	18.9651%	23.9607%	23.2754%	0.0000%
% To Date	82.1134%	93.2434%	91.1548%	102.7164%	102.1679%	0.6923%
May	$51,376	$23,662	$23,731	$18,881	$21,832	$0
%	16.3671%	7.5381%	7.1201%	5.6650%	5.9561%	0.0000%
% To Date	98.4805%	100.7815%	98.2749%	108.3813%	108.1240%	0.6923%
June	$6,266	$4,682	$5,094	$5,726	$4,474	$0
%	1.9962%	1.4917%	1.5285%	1.7181%	1.2206%	0.0000%
% To Date	100.4767%	102.2732%	99.8034%	110.0995%	109.3446%	0.6923%
TOTALS	$315,396	$321,035	$332,635	$366,951	$400,799	$2,769
Delinquency	-0.4767%	-2.2732%	0.1966%	-10.0995%	-9.3446%	99.3077%
	100.0000%	100.0000%	100.0000%	100.0000%	100.0000%	100.0000%

2020 - 2021 Cash Flow by Month : JULY

	Actual	Projected										
	July	**Aug.**	**Sept.**	**Oct.**	**Nov.**	**Dec.**	**Jan.**	**Feb.**	**March**	**April**	**May**	**June**
Revenues:												
Taxes	42,316	374,770	374,770	374,770	374,770	374,770	374,770	374,770	374,770	374,770	374,770	374,770
FDAT	2,769	33,333	33,333	33,333	33,333	33,333	33,333	33,333	33,333	33,333	33,333	33,333
Interest Income	70	-	-	-	-	-	-	-	-	-	-	-
Other Income	-	167	167	167	167	167	167	167	167	167	167	167
RevenueTotals:	45,156	408,270	408,270	408,270	408,270	408,270	408,270	408,270	408,270	408,270	408,270	408,270
Expenditures:												
Audit/Accounting, Election, Legal, Fire Board Expenses	270	3,208	3,208	3,208	3,208	3,208	3,208	3,208	3,208	3,208	3,208	3,208
Contingency	-	-	-	-	-	-	-	-	-	-	-	-
Fire Authority Funding	57,128	405,061	405,061	405,061	405,061	405,061	405,061	405,061	405,061	405,061	405,061	405,061
Miscellaneous	-	-	-	-	-	-	-	-	-	-	-	-
ExpenditureTotals:	57,398	408,270	408,270	408,270	408,270	408,270	408,270	408,270	408,270	408,270	408,270	408,270
Monthly Net Cash	(12,242)	-	-	-	-	-	-	-	-	-	-	-
Cumulative Net Cash	7,757.94											
Cash Balance ($20,000 Carryover)	20,000											

CHINO VALLEY FIRE DISTRICT
REVENUE GRAPH DATA

	JULY, 2020 Revenue	YTD Budget	%
Real Estate Taxes	$ 36,462	$ 4,497,237	80.75
UPP Taxes	$ 5,854	$ -	12.96
FDAT	$ 2,769	$ 400,000	6.13
Interest Income	$ 70	$ -	0.16
Other Income	$ -	$ 2,000	0.00
TOTALS:	**$ 45,156**	**$ 4,899,237**	**100.00**

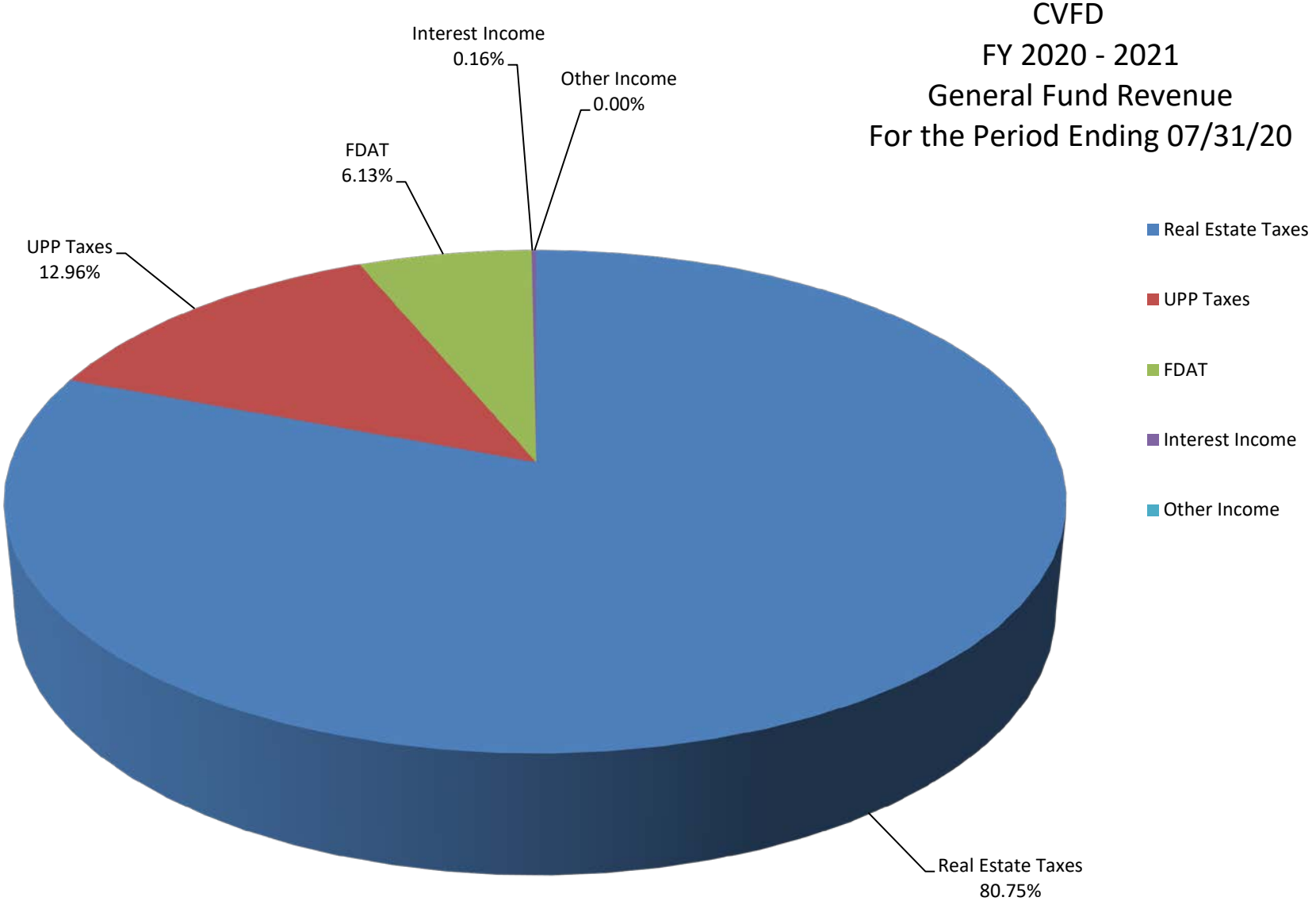
CVFD
FY 2020 - 2021
General Fund Revenue
For the Period Ending 07/31/20
Interest Income
0.16%
Other Income
0.00%
FDAT
6.13%
UPP Taxes
12.96%
Real Estate Taxes
80.75%
Real Estate Taxes
UPP Taxes
FDAT
Interest Income
Other Income

CHINO VALLEY FIRE DISTRICT
EXPENSE GRAPH DATA

	JULY, 2020 Revenue	YTD Budget	%
Audit/Accounting, Election, Legal, Fire Board Expenses	$ 270	$ 38,500	0.47
Contingency	$ -	$ 20,000	-
Miscellaneous	$ -	$ -	-
Fire Authority Funding	$ 57,128	$ 4,860,737	99.53
TOTALS:	**$ 57,398**	**$ 4,919,237**	**100.00**

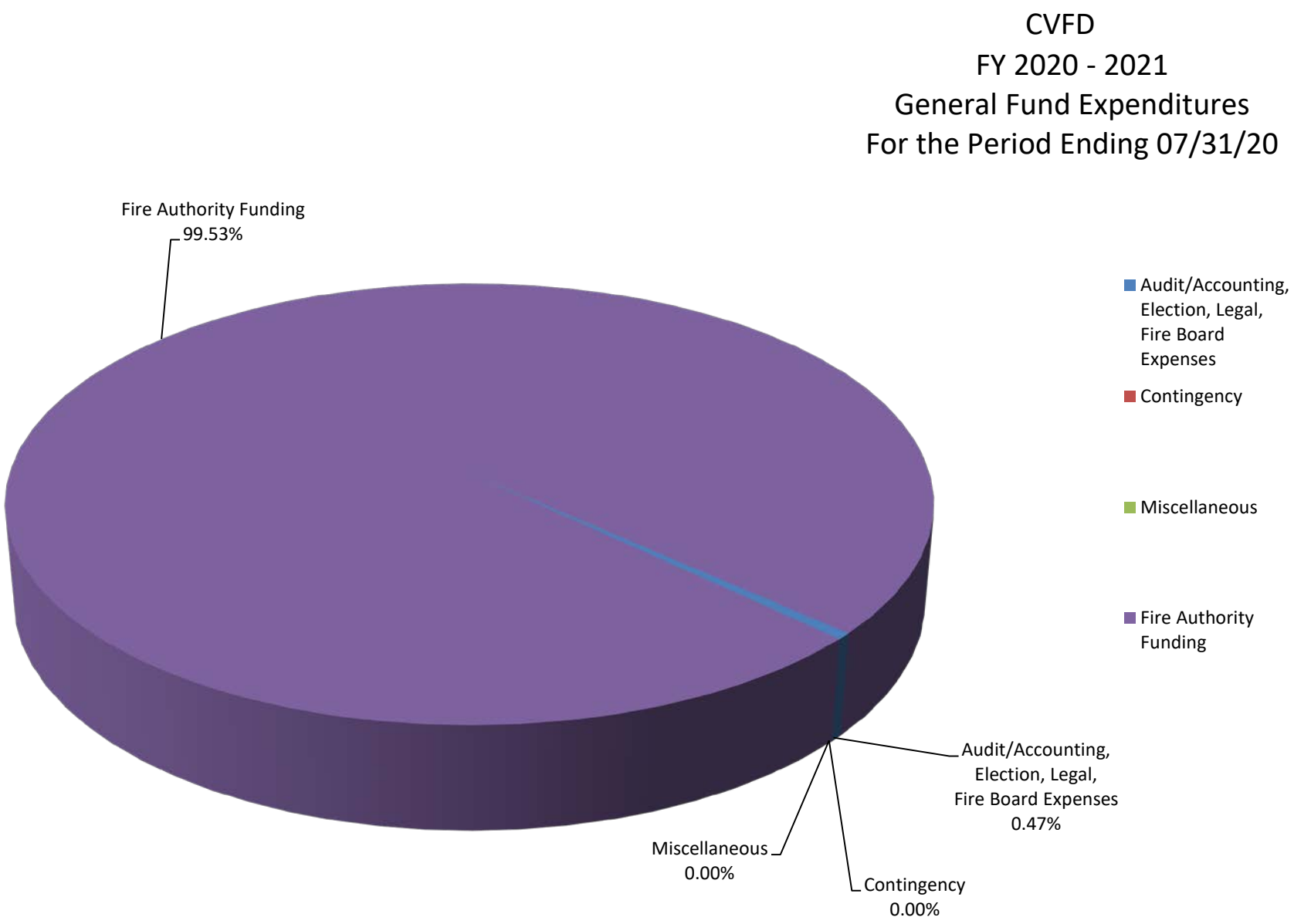
CVFD
FY 2020 - 2021
General Fund Expenditures
For the Period Ending 07/31/20
Fire Authority Funding
99.53%
Audit/Accounting, Election, Legal, Fire Board Expenses
0.47%
Miscellaneous
0.00%
Contingency
0.00%
Audit/Accounting, Election, Legal, Fire Board Expenses
Contingency
Miscellaneous
Fire Authority Funding

CHINO VALLEY FIRE DISTRICT
GENERAL FUND - JULY, 2020

Real Estate Taxes:	$	36,462.34
UPP Taxes:	$	5,854.06
FDAT:	$	2,769.37
Interest Received:	$	70.43
Other:	$	-
TOTAL:	$	45,156.20

Transferred to CAFMA:	$	57,128.26

Yavapai County Treasurer

Monthly Statement

Date Range: 7/1/2020 to 7/31/2020

Chino Valley Fire Dist GF
Fund: 6065540000

Yavapai County Treasurer

Monthly Statement

Date Range: 7/1/2020 to 7/31/2020

Account	Period	YTD		
6065540000	**Chino Valley Fire Dist GF**			
Begin Balance:	172,704.65	172,704.65		
Income:	45,156.20	45,156.20		
LOC Advance:	.00	.00		
Expense:	(57,128.26)	(57,128.26)	LOC:	.00
LOC Payments:	.00	.00	Warrants Outstanding:	.00
Cash Balance:	160,732.59	160,732.59	End:	160,732.59

Monthly Statement Summary

Source Code	Description		MTDAmount	YTDAmount
6065540000 Chino Valley Fire Dist GF		**Beginning Balance:**	172,704.65	172,704.65
11100.2019	2019 Real Estate Taxes		36,462.34	36,462.34
12100.2014	2014 Personal Property Taxes		3.56	3.56
12100.2016	2016 Personal Property Taxes		8.73	8.73
12100.2017	2017 Personal Property Taxes		182.90	182.90
12100.2018	2018 Personal Property Taxes		1,257.28	1,257.28
12100.2019	2019 Personal Property Taxes		4,401.59	4,401.59
37150.0	FDAT Distributions		2,769.37	2,769.37
38108.0	Interest on Investments Charles Schwab		50.08	50.08
38109.0	Interest on Investments St Treas		20.35	20.35
91702.0	Transfer out		(57,128.26)	(57,128.26)
		Ending Balance:	**160,732.59**	**160,732.59**

Monthly Statement Detail

Date	Notes	Doc #	Amount	C/D
6065540000 Chino Valley Fire Dist GF			**Beginning Balance: 172,704.65**	
11100.2019	2019 Real Estate Taxes		Source Code Total: 36,462.34	
07/01	Tax Distribution	0	3.18	C
07/01	Tax Distribution	0	1,360.10	C
07/01	Tax Distribution	0	325.90	C
07/01	Tax Distribution	0	157.71	C
07/02	Tax Distribution	0	10,463.65	C
07/02	Tax Distribution	0	529.48	C
07/02	Tax Distribution	0	104.83	C
07/02	Tax Distribution	0	1,087.12	C
07/06	Tax Distribution	0	315.13	C
07/06	Tax Distribution	0	540.31	C
07/06	Tax Distribution	0	782.14	C
07/07	Tax Distribution	0	404.66	C
07/07	Tax Distribution	0	1,618.28	C
07/07	Tax Distribution	0	179.69	C

Yavapai County Treasurer

Monthly Statement

Date Range: 7/1/2020 to 7/31/2020

07/07	Tax Distribution	0	513.12	C
07/08	Tax Distribution	0	563.91	C
07/08	Tax Distribution	0	2,108.56	C
07/09	Tax Distribution	0	1,574.55	C
07/09	Tax Distribution	0	331.19	C
07/09	Tax Distribution	0	233.52	C
07/09	Tax Distribution	0	1,481.79	C
07/09	Tax Distribution	0	495.95	C
07/09	Tax Distribution	0	110.55	C
07/13	Tax Distribution	0	990.16	C
07/13	Tax Distribution	0	337.00	C
07/13	Tax Distribution	0	156.05	C
07/13	Tax Distribution	0	380.77	C
07/13	Tax Distribution	0	58.51	C
07/14	Tax Distribution	0	324.68	C
07/14	Tax Distribution	0	113.60	C
07/15	Tax Distribution	0	425.93	C
07/15	Tax Distribution	0	541.53	C
07/15	Tax Distribution	0	6.09	C
07/16	Tax Distribution	0	1,555.44	C
07/16	Tax Distribution	0	532.12	C
07/17	Tax Distribution	0	16.28	C
07/17	Tax Distribution	0	304.31	C
07/17	Tax Distribution	0	128.04	C
07/20	Tax Distribution	0	589.02	C
07/20	Tax Distribution	0	1,164.04	C
07/21	Tax Distribution	0	(77.16)	C
07/21	Tax Distribution	0	67.66	C
07/21	Tax Distribution	0	475.67	C
07/22	Tax Distribution	0	412.08	C
07/22	Tax Distribution	0	72.64	C
07/23	Tax Distribution	0	333.70	C
07/23	Tax Distribution	0	455.54	C
07/24	Tax Distribution	0	124.75	C
07/24	Tax Distribution	0	727.91	C
07/27	Tax Distribution	0	61.18	C
07/27	Tax Distribution	0	86.56	C
07/27	Tax Distribution	0	117.50	C
07/28	Tax Distribution	0	146.22	C
07/30	Tax Distribution	0	224.79	C
07/30	Tax Distribution	0	45.24	C
07/31	Tax Distribution	0	35.24	C
07/31	Tax Distribution	0	243.93	C

Yavapai County Treasurer

Monthly Statement

Date Range: 7/1/2020 to 7/31/2020

12100.2014 2014 Personal Property Taxes			Source Code Total: 3.56	
07/15	Tax Distribution	0	3.56	C
12100.2016 2016 Personal Property Taxes			Source Code Total: 8.73	
07/13	Tax Distribution	0	8.73	C
12100.2017 2017 Personal Property Taxes			Source Code Total: 182.90	
07/10	Tax Distribution	0	125.39	C
07/13	Tax Distribution	0	1.01	C
07/15	Tax Distribution	0	46.00	C
07/27	Tax Distribution	0	10.50	C
12100.2018 2018 Personal Property Taxes			Source Code Total: 1,257.28	
07/01	Tax Distribution	0	1,111.09	C
07/15	Tax Distribution	0	45.21	C
07/17	Tax Distribution	0	21.67	C
07/23	Tax Distribution	0	79.31	C
12100.2019 2019 Personal Property Taxes			Source Code Total: 4,401.59	
07/01	Tax Distribution	0	319.86	C
07/01	Tax Distribution	0	65.51	C
07/01	Tax Distribution	0	1,697.53	C
07/01	Tax Distribution	0	41.80	C
07/02	Tax Distribution	0	279.88	C
07/02	Tax Distribution	0	270.59	C
07/06	Tax Distribution	0	145.88	C
07/06	Tax Distribution	0	5.58	C
07/06	Tax Distribution	0	41.00	C
07/07	Tax Distribution	0	17.55	C
07/07	Tax Distribution	0	212.09	C
07/08	Tax Distribution	0	32.63	C
07/09	Tax Distribution	0	133.57	C
07/09	Tax Distribution	0	283.97	C
07/09	Tax Distribution	0	162.42	C
07/10	Tax Distribution	0	128.90	C
07/13	Tax Distribution	0	121.75	C
07/14	Tax Distribution	0	194.67	C
07/15	Tax Distribution	0	44.35	C
07/16	Tax Distribution	0	2.06	C
07/20	Tax Distribution	0	10.08	C
07/20	Tax Distribution	0	17.95	C
07/23	Tax Distribution	0	89.30	C
07/24	Tax Distribution	0	(125.39)	C
07/24	Tax Distribution	0	2.53	C
07/28	Tax Distribution	0	204.15	C
07/31	Tax Distribution	0	1.38	C

Yavapai County Treasurer

Monthly Statement

Date Range: 7/1/2020 to 7/31/2020

37150.0 FDAT Distributions			Source Code Total: 2,769.37	
07/01	Fire Dist Assistance Tax 0.146399	0	460.33	C
07/02	Fire Dist Assistance Tax 0.146399	0	326.33	C
07/06	Fire Dist Assistance Tax 0.146399	0	283.02	C
07/07	Fire Dist Assistance Tax 0.146399	0	380.66	C
07/08	Fire Dist Assistance Tax 0.146399	0	181.23	C
07/09	Fire Dist Assistance Tax 0.146399	0	286.43	C
07/10	Fire Dist Assistance Tax 0.146399	0	65.25	C
07/13	Fire Dist Assistance Tax 0.146399	0	185.75	C
07/14	Fire Dist Assistance Tax 0.146399	0	73.36	C
07/15	Fire Dist Assistance Tax 0.146399	0	154.99	C
07/16	Fire Dist Assistance Tax 0.146399	0	159.64	C
07/17	Fire Dist Assistance Tax 0.146399	0	103.81	C
07/20	Fire Dist Assistance Tax 0.146399	0	99.75	C
07/31	Fire Dist Assistance Tax 0.146399	0	8.82	C
38108.0 Interest on Investments Charles Schwab			Source Code Total: 50.08	
07/23	Investment Interest	0	50.08	C
38109.0 Interest on Investments St Treas			Source Code Total: 20.35	
07/29	Investment Interest	0	20.35	C
91702.0 Transfer out			Source Code Total: (57,128.26)	
07/24	Xfr per req dated 7/23/20	0	(57,128.26)	D
		6065540000 Chino Valley Fire Dist GF	**Ending Balance: 160,732.59**	

Chino Valley Fire District

Bank Reconciliation Summary

For the Bank Statement ending: 7/31/2020

BANK CONTROL ID: GEN - GENERAL FUND		DESC: GENERAL FUND	ACCOUNT NO: 000000000000000
Beginning Balance:	07/01/20		$172,704.65
Deposits and Credits:			$45,156.20
Checks and Charges:			($57,128.26)
Adjustments:			$0.00
Ending Balance Per Reconciliation:			**$160,732.59**
Ending Balance Per Bank Statement:	07/31/20		$160,732.59
* Outstanding Deposits and Credits:	07/31/20		$0.00
* Outstanding Checks and Charges:	07/31/20		($270.00)
Ending Book Balance:	**07/31/20**		**$160,462.59**

*** Outstanding amounts are all outstanding credits and charges dated prior or equal to the Reconciliation date.**

Chino Valley Fire District

BR Checks and Charges Cleared

For the Bank Statement ending: 7/31/20

GEN **General Fund** **General Fund** **000000000000000**

Date	Document	Description	Module	Company	Amount
07/31/20	Cash With Yav Cty	Fire Authority Funding July 20	GL	CHINOV	$57,128.26
				TOTAL CHECKS AND CHARGES CLEARED:	**$57,128.26**

Chino Valley Fire District

BR Checks and Charges Outstanding

For the Bank Statement ending: 7/31/20

GEN **General Fund** **General Fund** **000000000000000**

Date	Document	Description	Module	Company	Amount
07/27/20	706550018	Nicolas J. Cornelius	AP	CHINOV	$270.00
				TOTAL CHECKS AND CHARGES OUTSTANDING:	**$270.00**

Chino Valley Fire District

BR Deposits and Credits Cleared

For the Bank Statement ending: 7/31/20

GEN	General Fund	General Fund	000000000000000

Date	Document	Description	Module	Company	Amount
07/31/20	Cash With Yav Ctty	GF Tax & Interest Revenue - Ju	GL	CHINOV	$45,156.20
				TOTAL DEPOSITS AND CREDITS CLEARED:	**$45,156.20**

Chino Valley Fire District

BR Deposits and Credits Outstanding

For the Bank Statement ending:

Date	Document	Description	Module	Company	Amount
				TOTAL DEPOSITS AND CREDITS OUTSTANDING:	

Chino Valley Fire District

Bank Reconciliation Register

Document Number	Date	BR Status	Void?	Description	Date Cleared	Amount
MODULE: CHECKS FROM ACCOUNTS PAYABLE						
BANK CONTROL ID: GEN - GENERAL FUND						
706550018	07/27/20	Retrieved	No	Nicolas J. Cornelius		$270.00
					SUB TOTAL FOR BANK:	**$270.00**
					TOTAL FOR MODULE:	**$270.00**
MODULE: JOURNAL ENTRIES FROM GENERAL LEDGER						
BANK CONTROL ID: GEN - GENERAL FUND						
Cash With Yav Ctty	07/31/20	Marked	No	GF Tax & Interest Revenue - Ju	08/13/20	$45,156.20
Cash With Yav Cty	07/31/20	Marked	No	Fire Authority Funding July 20	08/13/20	$57,128.26
					SUB TOTAL FOR BANK:	**$102,284.46**
					TOTAL FOR MODULE:	**$102,284.46**

Chino Valley Fire District

BR Adjustments Report

For the Bank Statement ending:

Date	Document	Description	GL Account	Offset Amt	Adj. Amt
DOCUMENT:					

ADJUSTMENT DOCUMENT " TOTAL:

TOTAL FOR ALL ADJUSTMENTS:

8/13/20
1:31:58 PM

Chino Valley Fire District

Income Statement

(Original Budget to Actual Comparison)

For the period of 7/1/2020 Through 7/31/2020

Fund: (10) General Fund

	Account	Current Period Actual	Current Period Budget	Current Period Variance	Current Period %	Year To Date Actual	Year To Date Budget	Year To Date Variance	Year To Date %
Revenues									
Real Estate Tax	10400000000	$36,462.34	$4,497,237.00	$(4,460,774.66)	(99.2)%	$4,071,735.07	$4,497,237.00	$(425,501.93)	(9.5)%
Personal Property Tax	10410000000	5,854.06	0.00	5,854.06	0.0	97,921.99	0.00	97,921.99	0.0
Fire District Assistance Tax	10420000000	2,769.37	400,000.00	(397,230.63)	(99.3)	403,568.73	400,000.00	3,568.73	0.9
Interest Income-General Fund	10490000000	70.43	0.00	70.43	0.0	10,453.83	0.00	10,453.83	0.0
Rebates/Refunds	10500000000	0.00	2,000.00	(2,000.00)	(100.0)	0.00	2,000.00	(2,000.00)	(100.0)
Misc. Revenues	10510000000	0.00	0.00	0.00	0.0	149.65	0.00	149.65	0.0
Net Revenues		**$45,156.20**	**$4,899,237.00**	**$(4,854,080.80)**	**(99.1)%**	**$4,583,829.27**	**$4,899,237.00**	**$(315,407.73)**	**(6.4)%**
Program Expenses									
Fire Authority Funding	10670010000	$57,128.26	$4,860,737.00	$4,803,608.74	98.8%	$4,586,107.59	$4,860,737.00	$274,629.41	5.6%
Total Program Expenses		**$57,128.26**	**$4,860,737.00**	**$4,803,608.74**	**98.8 %**	**$4,586,107.59**	**$4,860,737.00**	**$274,629.41**	**5.6 %**
Fund Raising Expenses									
Audit & Accounting	10640010000	$0.00	$7,500.00	$7,500.00	100.0%	$6,985.00	$7,500.00	$515.00	6.9%
Other Prof Services/Admin	10640510000	0.00	25,000.00	25,000.00	100.0	0.00	25,000.00	25,000.00	100.0
Legal Services - Routine	10641010000	270.00	5,000.00	4,730.00	94.6	1,520.00	5,000.00	3,480.00	69.6
Fire Board Expenses	10644110000	0.00	1,000.00	1,000.00	100.0	125.53	1,000.00	874.47	87.4
Misc/Admin	10661010000	0.00	0.00	0.00	0.0	0.35	0.00	(0.35)	0.0
Total Fund Raising Expenses		**$270.00**	**$38,500.00**	**$38,230.00**	**99.3 %**	**$8,630.88**	**$38,500.00**	**$29,869.12**	**77.6 %**
Total Expenses		**$57,398.26**	**$4,899,237.00**	**$4,841,838.74**	**98.8%**	**$4,594,738.47**	**$4,899,237.00**	**$304,498.53**	**6.2%**
Income (Loss) from Operations		**$(12,242.06)**	**$0.00**	**$(12,242.06)**	**0.0%**	**$(10,909.20)**	**$0.00**	**$(10,909.20)**	**0.0%**
Other Income (Expense)									
Capital Outlay-Building OPS	10772030000	$0.00	$0.00	$0.00	0.0%	$(29,977.23)	$0.00	$(29,977.23)	0.0%
Total Other Income (Expense)		**$0.00**	**$0.00**	**$0.00**	**0.0 %**	**$(29,977.23)**	**$0.00**	**$(29,977.23)**	**0.0 %**
Net Income (Loss)		**$(12,242.06)**	**$0.00**	**$(12,242.06)**	**0.0%**	**$(40,886.43)**	**$0.00**	**$(40,886.43)**	**0.0%**

8/13/20
1:32:06 PM

Chino Valley Fire District

Balance Sheet

As of 7/31/2020

Fund: (10) General Fund

Assets

Current Assets		
Cash with Yavapai County	$160,462.59	
Taxes Receivable	124,421.50	
Total Current Assets		$284,884.09
Total Assets		$284,884.09

Liabilities and Net Assets

Current Liabilities		
Accounts Payable	$305.00	
CAFMA Accounts Payable	92,434.52	
Total Current Liabilities		$92,739.52
Total Liabilities		$92,739.52
Net Assets		
Fund Balance	$(3,430,633.98)	
Current Year Net Assets	(40,886.43)	
Total Net Assets		(3,471,520.41)
Total Liabilities and Net Assets		$(3,378,780.89)

Chino Valley Fire District

GL Account Ledger - Detail By Period

7/1/2020 through 7/31/2020

Batch	Journal	Entry #	Date	Job	Document	Description	Debits	Credits	Balance
10.1100.0.0.000			**CASH WITH YAVAPAI COUNTY**						**$172,704.65**
2118	CD	143544	07/27/20		706550018	Nicolas J. Cornelius - Cash Disbursement CORNIC	-	270.00	172,434.65
2120	GJ	143548	07/31/20		Cash With Yav Ctty	GF Tax & Interest Revenue - July, 2020	45,156.20	-	217,590.85
2119	GJ	143547	07/31/20		Cash With Yav Cty	Fire Authority Funding July 2020	-	57,128.26	160,462.59
						CASH WITH YAVAPAI COUNTY TOTALS:	**$45,156.20**	**$57,398.26**	**$160,462.59**
						TOTAL OF LEDGER:	**$45,156.20**	**$57,398.26**	**$160,462.59**

Chino Valley Fire District

GL Trial Balance Worksheet

For The Period of 7/1/2020 through 7/31/2020

Account	Description	Balances				Adjustments
		Beginning	Debits	Credits	Ending	
10.1100.0.0.000	Cash with Yavapai County	$172,704.65	$45,156.20	$57,398.26	$160,462.59	
	TOTALS:	$172,704.65	$45,156.20	$57,398.26	$160,462.59	

* Inactive accounts are marked and appear in grey.

CHINO VALLEY FIRE DISTRICT
BOND DEBT SERVICE ACCOUNT: 6-65640-7000
BANK RECONCILIATION JULY, 2020

Reconciliation:		
Beginning Balance (CVFD):	$	104,355.10
Deposits:	$	4,221.61
Disbursements:	$	-
Interest Income:	$	127.14
Principal and Interest Payments:	$	-
Interest Paid on Tax Roll Corrections:	$	-
Ending Balance:	**$**	**108,703.85**

Bank Statement Balance:		
Balance Per Bank:	$	108,703.85
Outstanding Adjustments:	$	-
Ending Balance:	**$**	**108,703.85**

Difference Between Balances:	$	-

Deposits Per Bank Statement:		
Fire District Deposits:	$	-
Real Estate Taxes:	$	3,626.69
Personal Property Taxes:	$	594.92
Interest Revenue:	$	127.14
Ending Balance:	**$**	**4,348.75**

Reconciliation Approved By: Scott Freitag — Digitally signed by Scott Freitag Date: 2020.08.17 12:51:50 -07'00'

Scott Freitag, Fire Chief

Reconciliation Reviewed By: Dave Tharp — Digitally signed by Dave Tharp Date: 2020.08.13 18:04:09 -07'00'

David Tharp, Assistant Chief of Administration

Reconciliation Prepared By: Karen Butler — Digitally signed by Karen Butler Date: 2020.08.13 13:55:40 -07'00'

Karen Butler, Finance Specialist III

CHINO VALLEY FIRE DISTRICT
BOND DEBT FUND - JULY, 2020

Real Estate Taxes:	$	3,626.69
UPP Taxes:	$	594.92
Interest Received:	$	127.14
Other:	$	-
TOTAL:	$	4,348.75

Yavapai County Treasurer

Monthly Statement

Date Range: 7/1/2020 to 7/31/2020

Chino Valley Fire Dist BDS
Fund: 6065640700

Yavapai County Treasurer

Monthly Statement

Date Range: 7/1/2020 to 7/31/2020

Account	Period	YTD		
6065640700	**Chino Valley Fire Dist BDS**			
Begin Balance:	104,355.10	104,355.10		
Income:	4,348.75	4,348.75		
LOC Advance:	.00	.00		
Expense:	.00	.00	LOC:	.00
LOC Payments:	.00	.00	Warrants Outstanding:	.00
Cash Balance:	108,703.85	108,703.85	End:	108,703.85

Monthly Statement Summary

Source Code	Description		MTDAmount	YTDAmount
6065640700 Chino Valley Fire Dist BDS		**Beginning Balance:**	104,355.10	104,355.10
11100.2019	2019 Real Estate Taxes		3,626.69	3,626.69
12100.2014	2014 Personal Property Taxes		.47	.47
12100.2016	2016 Personal Property Taxes		1.03	1.03
12100.2017	2017 Personal Property Taxes		20.73	20.73
12100.2018	2018 Personal Property Taxes		134.86	134.86
12100.2019	2019 Personal Property Taxes		437.83	437.83
38108.0	Interest on Investments Charles Schwab		90.41	90.41
38109.0	Interest on Investments St Treas		36.73	36.73
		Ending Balance:	**108,703.85**	**108,703.85**

Monthly Statement Detail

Date	Notes	Doc #	Amount	C/D
6065640700 Chino Valley Fire Dist BDS			**Beginning Balance: 104,355.10**	
11100.2019	2019 Real Estate Taxes		Source Code Total: 3,626.69	
07/01	Tax Distribution	0	.32	C
07/01	Tax Distribution	0	135.27	C
07/01	Tax Distribution	0	32.41	C
07/01	Tax Distribution	0	15.69	C
07/02	Tax Distribution	0	1,040.77	C
07/02	Tax Distribution	0	52.67	C
07/02	Tax Distribution	0	10.43	C
07/02	Tax Distribution	0	108.14	C
07/06	Tax Distribution	0	31.34	C
07/06	Tax Distribution	0	53.74	C
07/06	Tax Distribution	0	77.79	C
07/07	Tax Distribution	0	40.25	C
07/07	Tax Distribution	0	160.96	C
07/07	Tax Distribution	0	17.87	C
07/07	Tax Distribution	0	51.04	C
07/08	Tax Distribution	0	56.09	C
07/08	Tax Distribution	0	209.74	C

Yavapai County Treasurer

Monthly Statement

Date Range: 7/1/2020 to 7/31/2020

07/09	Tax Distribution	0	156.62	C
07/09	Tax Distribution	0	32.94	C
07/09	Tax Distribution	0	23.22	C
07/09	Tax Distribution	0	147.37	C
07/09	Tax Distribution	0	49.32	C
07/09	Tax Distribution	0	10.99	C
07/13	Tax Distribution	0	98.47	C
07/13	Tax Distribution	0	33.52	C
07/13	Tax Distribution	0	15.53	C
07/13	Tax Distribution	0	37.88	C
07/13	Tax Distribution	0	5.82	C
07/14	Tax Distribution	0	32.30	C
07/14	Tax Distribution	0	11.30	C
07/15	Tax Distribution	0	42.36	C
07/15	Tax Distribution	0	53.87	C
07/15	Tax Distribution	0	.61	C
07/16	Tax Distribution	0	154.70	C
07/16	Tax Distribution	0	52.95	C
07/17	Tax Distribution	0	1.62	C
07/17	Tax Distribution	0	30.27	C
07/17	Tax Distribution	0	12.74	C
07/20	Tax Distribution	0	58.59	C
07/20	Tax Distribution	0	115.78	C
07/21	Tax Distribution	0	(7.67)	C
07/21	Tax Distribution	0	6.73	C
07/21	Tax Distribution	0	47.30	C
07/22	Tax Distribution	0	40.98	C
07/22	Tax Distribution	0	7.23	C
07/23	Tax Distribution	0	33.19	C
07/23	Tax Distribution	0	45.32	C
07/24	Tax Distribution	0	12.41	C
07/24	Tax Distribution	0	72.40	C
07/27	Tax Distribution	0	6.08	C
07/27	Tax Distribution	0	8.61	C
07/27	Tax Distribution	0	11.68	C
07/28	Tax Distribution	0	14.54	C
07/30	Tax Distribution	0	22.36	C
07/30	Tax Distribution	0	4.50	C
07/31	Tax Distribution	0	3.50	C
07/31	Tax Distribution	0	24.24	C
12100.2014 2014 Personal Property Taxes			Source Code Total: .47	
07/15	Tax Distribution	0	.47	C

Yavapai County Treasurer

Monthly Statement

Date Range: 7/1/2020 to 7/31/2020

12100.2016 2016 Personal Property Taxes			Source Code Total: 1.03	
07/13	Tax Distribution	0	1.03	C
12100.2017 2017 Personal Property Taxes			Source Code Total: 20.73	
07/10	Tax Distribution	0	14.21	C
07/13	Tax Distribution	0	.11	C
07/15	Tax Distribution	0	5.22	C
07/27	Tax Distribution	0	1.19	C
12100.2018 2018 Personal Property Taxes			Source Code Total: 134.86	
07/01	Tax Distribution	0	119.18	C
07/15	Tax Distribution	0	4.85	C
07/17	Tax Distribution	0	2.32	C
07/23	Tax Distribution	0	8.51	C
12100.2019 2019 Personal Property Taxes			Source Code Total: 437.83	
07/01	Tax Distribution	0	31.82	C
07/01	Tax Distribution	0	6.52	C
07/01	Tax Distribution	0	168.85	C
07/01	Tax Distribution	0	4.16	C
07/02	Tax Distribution	0	27.84	C
07/02	Tax Distribution	0	26.91	C
07/06	Tax Distribution	0	14.51	C
07/06	Tax Distribution	0	.56	C
07/06	Tax Distribution	0	4.08	C
07/07	Tax Distribution	0	1.75	C
07/07	Tax Distribution	0	21.10	C
07/08	Tax Distribution	0	3.25	C
07/09	Tax Distribution	0	13.28	C
07/09	Tax Distribution	0	28.25	C
07/09	Tax Distribution	0	16.15	C
07/10	Tax Distribution	0	12.82	C
07/13	Tax Distribution	0	12.11	C
07/14	Tax Distribution	0	19.36	C
07/15	Tax Distribution	0	4.41	C
07/16	Tax Distribution	0	.21	C
07/20	Tax Distribution	0	1.00	C
07/20	Tax Distribution	0	1.78	C
07/23	Tax Distribution	0	8.88	C
07/24	Tax Distribution	0	(12.47)	C
07/24	Tax Distribution	0	.25	C
07/28	Tax Distribution	0	20.31	C
07/31	Tax Distribution	0	.14	C
38108.0 Interest on Investments Charles Schwab			Source Code Total: 90.41	
07/23	Investment Interest	0	90.41	C

Yavapai County Treasurer

Monthly Statement

Date Range: 7/1/2020 to 7/31/2020

38109.0 Interest on Investments St Treas			Source Code Total:	36.73
07/29	Investment Interest	0	36.73	C
		6065640700 Chino Valley Fire Dist BDS	**Ending Balance: 108,703.85**	

Chino Valley Fire District

Bank Reconciliation Summary

For the Bank Statement ending: 7/31/2020

BANK CONTROL ID: BDS - YAVAPAI COUNTY TREASURER		DESC: BOND DEBT SERVICE	ACCOUNT NO: 6-65640-7000
Beginning Balance:	07/01/20		$104,355.10
Deposits and Credits:			$4,348.75
Checks and Charges:			$0.00
Adjustments:			$0.00
Ending Balance Per Reconciliation:			**$108,703.85**
Ending Balance Per Bank Statement:	07/31/20		$108,703.85
* Outstanding Deposits and Credits:	07/31/20		$0.00
* Outstanding Checks and Charges:	07/31/20		$0.00
Ending Book Balance:	**07/31/20**		**$108,703.85**

*** Outstanding amounts are all outstanding credits and charges dated prior or equal to the Reconciliation date.**

Chino Valley Fire District

BR Checks and Charges Cleared

For the Bank Statement ending:

Date	Document	Description	Module	Company	Amount
				TOTAL CHECKS AND CHARGES CLEARED:	

Chino Valley Fire District

BR Checks and Charges Outstanding

For the Bank Statement ending:

Date	Document	Description	Module	Company	Amount

TOTAL CHECKS AND CHARGES OUTSTANDING:

Chino Valley Fire District

BR Deposits and Credits Cleared

For the Bank Statement ending: 7/31/20

BDS	Yavapai County Treasurer	Bond Debt Service	6-65640-7000

Date	Document	Description	Module	Company	Amount
07/31/20	Cash With Yav Cty	BDS Tax & Interest Revenue - J	GL	CHINOV	$4,348.75
				TOTAL DEPOSITS AND CREDITS CLEARED:	**$4,348.75**

Chino Valley Fire District

BR Deposits and Credits Outstanding

For the Bank Statement ending:

Date	Document	Description	Module	Company	Amount

TOTAL DEPOSITS AND CREDITS OUTSTANDING:

Chino Valley Fire District

Bank Reconciliation Register

Document Number	Date	BR Status	Void?	Description	Date Cleared	Amount
MODULE: JOURNAL ENTRIES FROM GENERAL LEDGER						
BANK CONTROL ID: BDS - YAVAPAI COUNTY TREASURER						
Cash With Yav Cty	07/31/20	Marked	No	BDS Tax & Interest Revenue - J	08/13/20	$4,348.75
					SUB TOTAL FOR BANK:	**$4,348.75**
					TOTAL FOR MODULE:	**$4,348.75**

Chino Valley Fire District

BR Adjustments Report

For the Bank Statement ending:

Date	Document	Description	GL Account	Offset Amt	Adj. Amt
DOCUMENT:					
			ADJUSTMENT DOCUMENT " TOTAL:		
			TOTAL FOR ALL ADJUSTMENTS:		

8/13/20
1:44:12 PM

Chino Valley Fire District

Income Statement

(Original Budget to Actual Comparison)

For the period of 7/1/2020 Through 7/31/2020

Fund: (40) Bond Service Fund

	Account	Current Period Actual	Current Period Budget	Current Period Variance	Current Period %	Year To Date Actual	Year To Date Budget	Year To Date Variance	Year To Date %
Revenues									
Bond Fund Revenue	40402000000	$0.00	$0.00	$0.00	0.0%	$312.95	$0.00	$312.95	0.0%
Real Estate Tax	40420000002	3,626.69	0.00	3,626.69	0.0	405,647.32	0.00	405,647.32	0.0
Personal Tax Revenue	40420500000	594.92	0.00	594.92	0.0	9,800.02	0.00	9,800.02	0.0
Net Revenues		**$4,221.61**	**$0.00**	**$4,221.61**	**0.0 %**	**$415,760.29**	**$0.00**	**$415,760.29**	**0.0 %**
Fund Raising Expenses									
BDS - Bank Agent Fees	40640500000	$0.00	$0.00	$0.00	0.0%	$420.00	$0.00	$(420.00)	0.0%
Total Fund Raising Expenses		**$0.00**	**$0.00**	**$0.00**	**0.0 %**	**$420.00**	**$0.00**	**$(420.00)**	**0.0 %**
Total Expenses						**$420.00**		**$(420.00)**	
Income (Loss) from Operations		**$4,221.61**	**$0.00**	**$4,221.61**	**0.0%**	**$415,340.29**	**$0.00**	**$415,340.29**	**0.0%**
Other Income (Expense)									
Bond Debt Service Interest Revenue	40430000000	$127.14	$0.00	$127.14	0.0%	$10,632.39	$0.00	$10,632.39	0.0%
ADOT & Fish and Game In-Lieu	40435000002	0.00	0.00	0.00	0.0	0.54	0.00	0.54	0.0
Bond Debt Service Principle Payment	40600000000	0.00	0.00	0.00	0.0	(335,000.00)	0.00	(335,000.00)	0.0
Bond Debt Service Interest Expense	40610000000	0.00	0.00	0.00	0.0	(111,432.53)	0.00	(111,432.53)	0.0
Capital Outlay-Building - OPS	40772030000	0.00	0.00	0.00	0.0	(435,105.84)	0.00	(435,105.84)	0.0
Capital OutLay-Vehicles/OPS	40773030000	0.00	0.00	0.00	0.0	(247.51)	0.00	(247.51)	0.0
Total Other Income (Expense)		**$127.14**	**$0.00**	**$127.14**	**0.0 %**	**$(871,152.95)**	**$0.00**	**$(871,152.95)**	**0.0 %**
Net Income (Loss)		**$4,348.75**	**$0.00**	**$4,348.75**	**0.0%**	**$(455,812.66)**	**$0.00**	**$(455,812.66)**	**0.0%**

8/13/20
1:44:18 PM

Chino Valley Fire District

Balance Sheet

As of 7/31/2020

Fund: (40) Bond Service Fund
Account: (1105) Not Defined

Assets

Current Assets		
Bond Debt Service	$108,703.85	
Total Current Assets		$108,703.85
Total Assets		$108,703.85
Total Liabilities and Net Assets		$0.00

Chino Valley Fire District

GL Account Ledger - Detail By Period

7/1/2020 through 7/31/2020

Batch	Journal	Entry #	Date	Job	Document	Description	Debits	Credits	Balance
40.1105.0.0.000			**BOND DEBT SERVICE**						**$104,355.10**
2121	GJ	143553	07/31/20		Cash With Yav Cty	BDS Tax & Interest Revenue - July, 2020	4,348.75	-	108,703.85
						BOND DEBT SERVICE TOTALS:	**$4,348.75**	**$0.00**	**$108,703.85**
						TOTAL OF LEDGER:	**$4,348.75**	**$0.00**	**$108,703.85**

Chino Valley Fire District

GL Trial Balance Worksheet

For The Period of 7/1/2020 through 7/31/2020

Account	Description	Balances				Adjustments
		Beginning	Debits	Credits	Ending	
40.1105.0.0.000	Bond Debt Service	$104,355.10	$4,348.75	$0.00	$108,703.85	
	TOTALS:	$104,355.10	$4,348.75	$0.00	$108,703.85	

* Inactive accounts are marked and appear in grey.

The Chino Valley Fire District Board of Directors have reviewed and approved the following monthly financial documents to include Income Statements, Balance Sheets, and Bank Reconciliations with supporting documents, Revenue and Expenditure Graphs, and Cash Flow Projections in compliance with ARS §48-805, 807:

CVFD General Fund

CVFD Bond Debt Service

Fire Board Chairperson Date

Fire Board Clerk Date

Signature indicating approval on next page.

CHINO VALLEY FIRE DISTRICT
GENERAL FUND - CHECK RECONCILIATION AUGUST, 2020

Reconciliation:		
Beginning Balance:	$	160,462.59
Deposits:	$	16,201.67
Transfer Out - Fire Authority:	$	(45,156.20)
Interest Paid on Tax Roll Correct:	$	-
Disbursements:	$	-
Reversing Entry:	$	-
Ending Balance:	**$**	**131,508.06**
Difference Between Balances:	**$**	**-**

Bank Statement Balance:		
Balance Per Bank:	$	131,778.06
Outstanding Checks:	$	(270.00)
Outstanding Deposits:	$	-
Reversing Entry:	$	-
Ending Balance:	**$**	**131,508.06**
G/L Ending Balance:	**$**	**131,508.06**
	$	**131,508.06**

Deposits Per Bank Statement:		
Real Estate Taxes:	$	14,410.62
Personal Property Taxes:	$	1,115.55
Fire District Assistance Tax:	$	662.36
Fire District Deposit:	$	-
Transfer Out-Fire Authority:	$	45,156.20
ADOT & Fish and Game In Lieu:	$	-
Interest Paid - Tax Roll Corrections	$	-
Adjustments (Warrants Issued):	$	-
Interest Income:	$	13.14
Correct errors made by County	$	-
Ending Balance:	**$**	**61,357.87**

Bank Reconciliation Register:		
Checks From Accounts Payable:	$	-
Total Checks:	$	-
Deposits From Accounts Receivable:	$	-
Journal Entries From General Ledger:	$	61,357.87
Ending Balance:	**$**	**61,357.87**

Reconciliation Approved By: Scott Freitag — Digitally signed by Scott Freitag Date: 2020.09.14 10:03:33 -07'00'

Scott Freitag, Fire Chief

Reconciliation Reviewed By: Dave Tharp — Digitally signed by Dave Tharp Date: 2020.09.10 11:51:01 -07'00'

David Tharp, Assistant Chief of Administration

Reconciliation Prepared By: Karen Butler — Digitally signed by Karen Butler Date: 2020.09.09 15:29:17 -07'00'

Karen Butler, Finance Specialist III

CHINO VALLEY FIRE DISTRICT
General Fund Tax Collection Information

Total Levy Month	FY 15-16 $3,481,052 Collected	FY 16-17 $3,547,699 Collected	FY 17-18 $3,707,996 Collected	FY 18-19 $3,926,501 Collected	FY 19-20 $4,190,442 Collected	FY 20-21 $4,497,237 Collected
July	$32,572	$10,160	$24,936	$21,890	$14,597	$42,316
%	0.936%	0.286%	0.672%	0.557%	0.348%	0.941%
% To Date	0.9357%	0.2864%	0.6725%	0.5575%	0.3483%	0.9409%
August	$26,909	$18,803	$10,622	$12,226	$10,746	$15,526
%	0.773%	0.530%	0.286%	0.311%	0.256%	0.345%
% To Date	1.7087%	0.8164%	0.9590%	0.8688%	0.6048%	1.2862%
September	$296,716	$182,315	$178,141	$25,209	$30,894	$0
%	8.524%	5.139%	4.804%	0.642%	0.737%	0.000%
% To Date	10.2324%	5.9553%	5.7632%	1.5109%	1.3420%	1.2862%
October	$1,237,993	$834,512	$1,503,325	$1,610,381	$1,807,742	$0
%	35.564%	23.523%	40.543%	41.013%	43.140%	0.000%
% To Date	45.7962%	29.4779%	46.3060%	42.5240%	44.4817%	1.2862%
November	$289,817	$866,615	$290,266	$498,787	$373,908	$0
%	8.326%	24.428%	7.828%	12.703%	8.923%	0.000%
% To Date	54.1218%	53.9055%	54.1341%	55.2271%	53.4046%	1.2862%
December	$220,662	$227,672	$223,661	$236,727	$286,760	$0
%	6.3389%	6.4175%	6.0319%	6.0289%	6.8432%	0.0000%
% To Date	60.4607%	60.3229%	60.1659%	61.2560%	60.2478%	1.2862%
January	$76,744	$89,048	$153,278	$117,994	$115,429	$0
%	2.2046%	2.5100%	4.1337%	3.0051%	2.7546%	0.0000%
% To Date	62.6653%	62.8330%	64.2997%	64.2611%	63.0023%	1.2862%
February	$87,184	$94,094	$95,262	$54,476	$104,991	$0
%	2.5045%	2.6523%	2.5691%	1.3874%	2.5055%	0.0000%
% To Date	65.1698%	65.4852%	66.8688%	65.6485%	65.5078%	1.2862%
March	$124,511	$141,015	$127,298	$138,910	$142,182	$0
%	3.5768%	3.9748%	3.4331%	3.5377%	3.3930%	0.0000%
% To Date	68.7467%	69.4600%	70.3018%	69.1863%	68.9008%	1.2862%
April	$910,876	$821,855	$794,289	$955,634	$983,917	$0
%	26.1667%	23.1659%	21.4210%	24.3380%	23.4800%	0.0000%
% To Date	94.9134%	92.6259%	91.7228%	93.5243%	92.3809%	1.2862%
May	$125,156	$195,151	$238,700	$189,925	$206,496	$0
%	3.5954%	5.5008%	6.4374%	4.8370%	4.9278%	0.0000%
% To Date	98.5087%	98.1267%	98.1602%	98.3613%	97.3086%	1.2862%
June	$66,848	$66,097	$80,520	$84,895	$49,679	$0
%	1.9203%	1.8631%	2.1715%	2.1621%	1.1855%	0.0000%
% To Date	100.4290%	99.9898%	100.3318%	100.5234%	98.4942%	1.2862%
TOTALS	$3,495,987	$3,547,337	$3,720,297	$3,947,053	$4,127,341	$57,843
Delinquency	-0.4290%	0.0102%	-0.3318%	-0.5234%	1.5058%	98.7138%

CHINO VALLEY FIRE DISTRICT

FDAT Collection Information

Total Levy Month	FY 15-16 $313,900 Collected	FY 16-17 $313,900 Collected	FY 17-18 $333,290 Collected	FY 18-19 $333,290 Collected	FY 19-20 $366,547 Collected	FY 20-21 $400,000 Collected
July	$2,501	$1,423	$1,630	$1,238	$1,475	$2,769
%	0.797%	0.453%	0.489%	0.371%	0.403%	0.692%
% To Date	0.7966%	0.4533%	0.4891%	0.3715%	0.4025%	0.6923%
August	$1,456	$661	$554	$707	$653	$662
%	0.464%	0.211%	0.166%	0.212%	0.178%	0.166%
% To Date	1.2606%	0.6638%	0.6553%	0.5835%	0.5806%	0.8579%
September	$26,332	$8,777	$12,654	$3,182	$1,853	$0
%	8.389%	2.796%	3.797%	0.955%	0.505%	0.000%
% To Date	9.6492%	3.4600%	4.4520%	1.5382%	1.0861%	0.8579%
October	$97,909	$86,411	$93,081	$139,813	$107,270	$0
%	31.191%	27.528%	27.928%	41.949%	29.265%	0.000%
% To Date	40.8405%	30.9881%	32.3799%	43.4877%	30.3510%	0.8579%
November	$43,410	$75,219	$74,651	$59,861	$30,666	$0
%	13.8292%	23.9628%	22.3983%	17.9606%	8.3663%	0.0000%
% To Date	54.6697%	54.9510%	54.7782%	61.4483%	38.7172%	0.8579%
December	$20,201	$24,923	$21,663	$25,413	$112,035	$0
%	6.4354%	7.9398%	6.4997%	7.6250%	30.5650%	0.0000%
% To Date	61.1052%	62.8907%	61.2779%	69.0733%	69.2822%	0.8579%
January	$10,565	$11,762	$16,138	$11,149	$11,446	$0
%	3.3658%	3.7471%	4.8420%	3.3450%	3.1227%	0.0000%
% To Date	64.4710%	66.6378%	66.1199%	72.4183%	72.4049%	0.8579%
February	$7,946	$8,291	$8,056	$7,409	$10,419	$0
%	2.531%	2.641%	2.417%	2.223%	2.842%	0.000%
% To Date	67.0024%	69.2790%	68.5368%	74.6413%	75.2473%	0.8579%
March	$12,018	$12,638	$12,174	$13,713	$13,361	$0
%	3.8286%	4.0263%	3.6528%	4.1143%	3.6452%	0.0000%
% To Date	70.8310%	73.3052%	72.1897%	78.7556%	78.8925%	0.8579%
April	$35,416	$62,586	$63,209	$79,859	$85,315	$0
%	11.2825%	19.9382%	18.9651%	23.9607%	23.2754%	0.0000%
% To Date	82.1134%	93.2434%	91.1548%	102.7164%	102.1679%	0.8579%
May	$51,376	$23,662	$23,731	$18,881	$21,832	$0
%	16.3671%	7.5381%	7.1201%	5.6650%	5.9561%	0.0000%
% To Date	98.4805%	100.7815%	98.2749%	108.3813%	108.1240%	0.8579%
June	$6,266	$4,682	$5,094	$5,726	$4,474	$0
%	1.9962%	1.4917%	1.5285%	1.7181%	1.2206%	0.0000%
% To Date	100.4767%	102.2732%	99.8034%	110.0995%	109.3446%	0.8579%
TOTALS	$315,396	$321,035	$332,635	$366,951	$400,799	$3,432
Delinquency	-0.4767%	-2.2732%	0.1966%	-10.0995%	-9.3446%	99.1421%
	100.0000%	100.0000%	100.0000%	100.0000%	100.0000%	100.0000%

2020 - 2021 Cash Flow by Month : AUGUST

	Actual		Projected									
	July	Aug.	Sept.	Oct.	Nov.	Dec.	Jan.	Feb.	March	April	May	June
Revenues:												
Taxes	42,316	15,526	374,770	374,770	374,770	374,770	374,770	374,770	374,770	374,770	374,770	374,770
FDAT	2,769	662	33,333	33,333	33,333	33,333	33,333	33,333	33,333	33,333	33,333	33,333
Interest Income	70	13	-	-	-	-	-	-	-	-	-	-
Other Income	-	-	167	167	167	167	167	167	167	167	167	167
RevenueTotals:	45,156	16,202	408,270	408,270	408,270	408,270	408,270	408,270	408,270	408,270	408,270	408,270
Expenditures:												
Audit/Accounting, Election, Legal, Fire Board Expenses	270	-	3,208	3,208	3,208	3,208	3,208	3,208	3,208	3,208	3,208	3,208
Contingency	-	-	-	-	-	-	-	-	-	-	-	-
Fire Authority Funding	57,128	45,156	405,061	405,061	405,061	405,061	405,061	405,061	405,061	405,061	405,061	405,061
Miscellaneous	-	-	-	-	-	-	-	-	-	-	-	-
ExpenditureTotals:	57,398	45,156	408,270	408,270	408,270	408,270	408,270	408,270	408,270	408,270	408,270	408,270
Monthly Net Cash	(12,242)	(28,955)	0	0	0	0	0	0	0	0	0	0
Cumulative Net Cash	7,758	(21,197)										
Cash Balance ($20,000 Carryover)	20,000	(1,197)										

CHINO VALLEY FIRE DISTRICT
REVENUE GRAPH DATA

	AUGUST, 2020 Revenue	YTD Budget	%
Real Estate Taxes	$ 14,411	$ 4,497,237	88.94
UPP Taxes	$ 1,116	$ -	6.89
FDAT	$ 662	$ 400,000	4.09
Interest Income	$ 13	$ -	0.08
Other Income	$ -	$ 2,000	0.00
TOTALS:	**$ 16,202**	**$ 4,899,237**	**100.00**

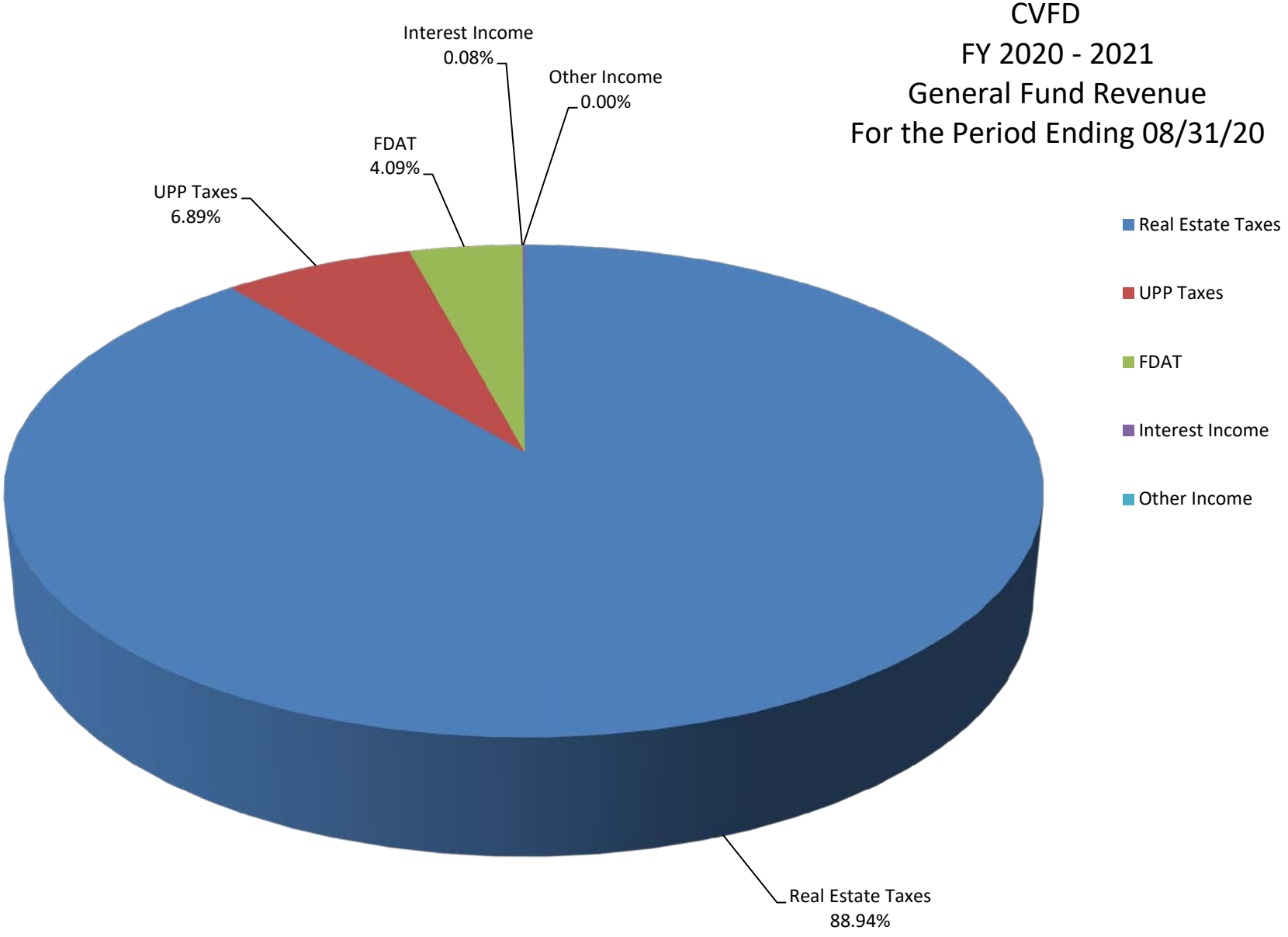
CVFD
FY 2020 - 2021
General Fund Revenue
For the Period Ending 08/31/20
Interest Income
0.08%
Other Income
0.00%
FDAT
4.09%
UPP Taxes
6.89%
Real Estate Taxes
88.94%
Real Estate Taxes
UPP Taxes
FDAT
Interest Income
Other Income

CHINO VALLEY FIRE DISTRICT
EXPENSE GRAPH DATA

	AUGUST, 2020 Revenue	YTD Budget	%
Audit/Accounting, Election, Legal, Fire Board Expenses	$ -	$ 38,500	-
Contingency	$ -	$ 20,000	-
Miscellaneous	$ -	$ -	-
Fire Authority Funding	$ 45,156	$ 4,860,737	100.00
TOTALS:	**$ 45,156**	**$ 4,919,237**	**100.00**

CVFD
FY 2020 - 2021
General Fund Expenditures
For the Period Ending 08/31/20

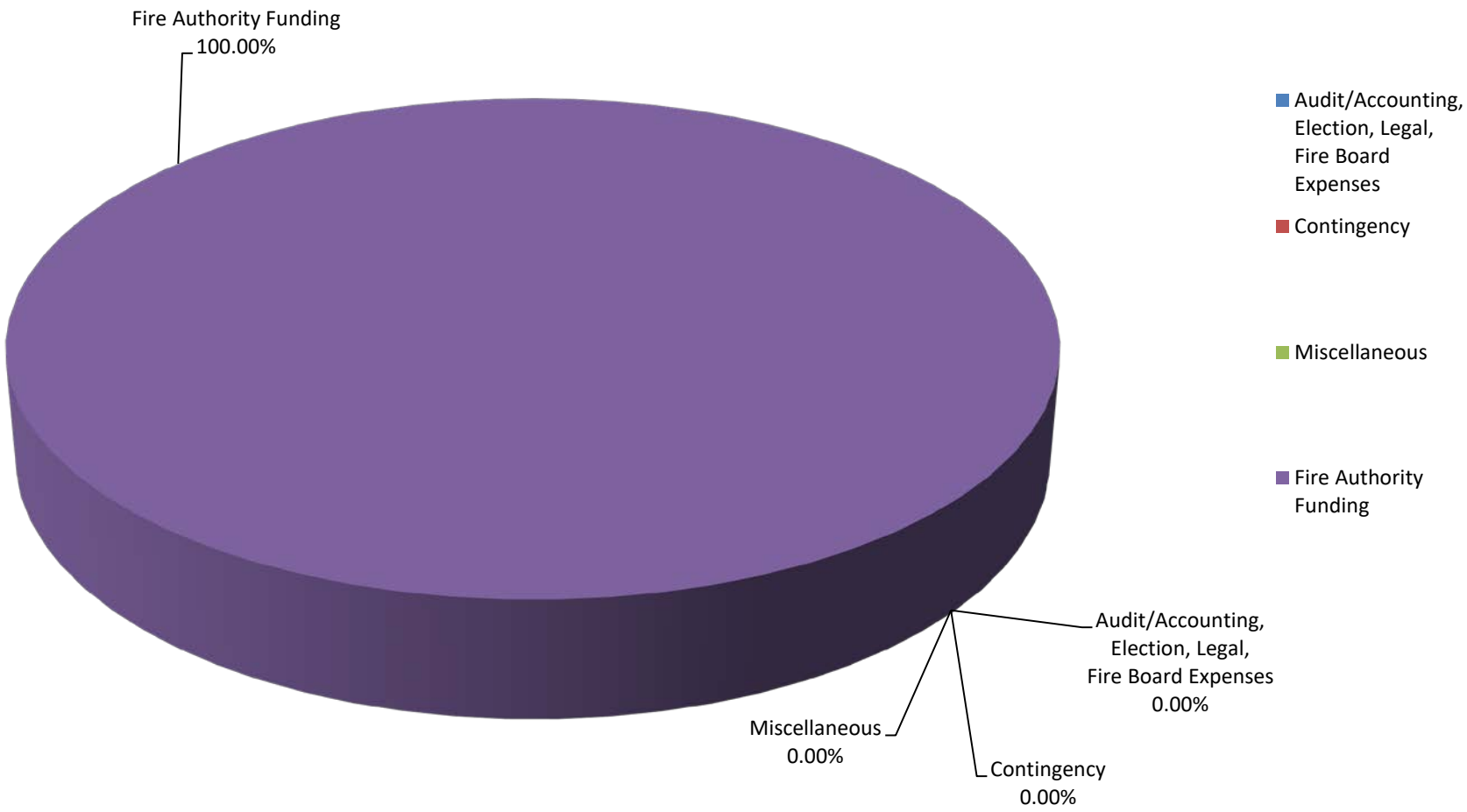

CHINO VALLEY FIRE DISTRICT
GENERAL FUND - AUGUST, 2020

Real Estate Taxes:	$	14,410.62
UPP Taxes:	$	1,115.55
FDAT:	$	662.36
Interest Received:	$	13.14
Other:	$	-
TOTAL:	$	16,201.67

Transferred to CAFMA:	$	45,156.20

Yavapai County Treasurer

Monthly Statement

Date Range: 8/1/2020 to 8/31/2020

Chino Valley Fire Dist GF
Fund: 6065540000

Yavapai County Treasurer

Monthly Statement

Date Range: 8/1/2020 to 8/31/2020

Account	Period	YTD		
6065540000	**Chino Valley Fire Dist GF**			
Begin Balance:	160,732.59	172,704.65		
Income:	16,201.67 ✓	61,357.87		
LOC Advance:	.00	.00		
Expense:	(45,156.20)	(102,284.46)	LOC:	.00
LOC Payments:	.00	.00	Warrants Outstanding:	.00
Cash Balance:	131,778.06	131,778.06	End:	131,778.06

Monthly Statement Summary

Source Code	Description		MTDAmount	YTDAmount
6065540000 Chino Valley Fire Dist GF		**Beginning Balance:**	160,732.59	172,704.65
11100.2017	2017 Real Estate Taxes		6.75	6.75
11100.2019	2019 Real Estate Taxes		14,403.87	50,866.21
12100.2014	2014 Personal Property Taxes		7.66	11.22
12100.2016	2016 Personal Property Taxes		.00	8.73
12100.2017	2017 Personal Property Taxes		22.45	205.35
12100.2018	2018 Personal Property Taxes		406.27	1,663.55
12100.2019	2019 Personal Property Taxes		679.17	5,080.76
37150.0	FDAT Distributions		662.36	3,431.73
38108.0	Interest on Investments Charles Schwab		.00	50.08
38109.0	Interest on Investments St Treas		13.14	33.49
91702.0	Transfer out		(45,156.20)	(102,284.46)
		Ending Balance:	**131,778.06**	**131,778.06**

Monthly Statement Detail

Date	Notes	Doc #	Amount	C/D
6065540000 Chino Valley Fire Dist GF			**Beginning Balance: 160,732.59**	
11100.2017 2017 Real Estate Taxes			Source Code Total: 6.75	
08/31	Tax Distribution	0	6.75	C
11100.2019 2019 Real Estate Taxes			Source Code Total: 14,403.87	
08/03	Tax Distribution	0	316.39	C
08/03	Tax Distribution	0	127.67	C
08/04	Tax Distribution	0	1.47	C
08/04	Tax Distribution	0	680.00	C
08/04	Tax Distribution	0	1.47	C
08/04	Tax Distribution	0	680.00	C
08/05	Tax Distribution	0	33.38	C
08/06	Tax Distribution	0	658.04	C
08/06	Tax Distribution	0	399.32	C
08/07	Tax Distribution	0	289.05	C
08/07	Tax Distribution	0	573.20	C

Yavapai County Treasurer

Monthly Statement

Date Range: 8/1/2020 to 8/31/2020

08/10	Tax Distribution	0	2.18	C
08/10	Tax Distribution	0	757.44	C
08/10	Tax Distribution	0	858.96	C
08/12	Tax Distribution	0	355.85	C
08/13	Tax Distribution	0	94.32	C
08/13	Tax Distribution	0	150.27	C
08/14	Tax Distribution	0	126.34	C
08/17	Tax Distribution	0	2.37	C
08/19	Tax Distribution	0	2.57	C
08/19	Tax Distribution	0	1,629.26	C
08/20	Tax Distribution	0	578.97	C
08/20	Tax Distribution	0	271.48	C
08/21	Tax Distribution	0	561.50	C
08/24	Tax Distribution	0	42.61	C
08/25	Tax Distribution	0	93.14	C
08/26	Tax Distribution	0	201.75	C
08/26	Tax Distribution	0	380.63	C
08/27	Tax Distribution	0	1,536.07	C
08/28	Tax Distribution	0	934.61	C
08/31	Tax Distribution	0	945.49	C
08/31	Tax Distribution	0	1,118.07	C
12100.2014 2014 Personal Property Taxes			Source Code Total: 7.66	
08/03	Tax Distribution	0	4.14	C
08/10	Tax Distribution	0	3.52	C
12100.2017 2017 Personal Property Taxes			Source Code Total: 22.45	
08/14	Tax Distribution	0	10.40	C
08/31	Tax Distribution	0	12.05	C
12100.2018 2018 Personal Property Taxes			Source Code Total: 406.27	
08/17	Tax Distribution	0	16.87	C
08/19	Tax Distribution	0	23.83	C
08/24	Tax Distribution	0	353.50	C
08/31	Tax Distribution	0	12.07	C
12100.2019 2019 Personal Property Taxes			Source Code Total: 679.17	
08/06	Tax Distribution	0	7.28	C
08/10	Tax Distribution	0	41.24	C
08/11	Tax Distribution	0	14.66	C
08/13	Tax Distribution	0	109.12	C
08/13	Tax Distribution	0	195.06	C
08/21	Tax Distribution	0	19.14	C
08/24	Tax Distribution	0	275.70	C
08/31	Tax Distribution	0	16.97	C
37150.0 FDAT Distributions			Source Code Total: 662.36	
08/03	Fire Dist Assistance Tax 0.146399	0	67.35	C

Yavapai County Treasurer

Monthly Statement

Date Range: 8/1/2020 to 8/31/2020

08/04	Fire Dist Assistance Tax 0.146399	0	26.15	C
08/04	Fire Dist Assistance Tax 0.146399	0	26.35	C
08/05	Fire Dist Assistance Tax 0.146399	0	27.41	C
08/06	Fire Dist Assistance Tax 0.146399	0	24.79	C
08/07	Fire Dist Assistance Tax 0.146399	0	62.45	C
08/10	Fire Dist Assistance Tax 0.146399	0	90.57	C
08/11	Fire Dist Assistance Tax 0.146399	0	18.52	C
08/12	Fire Dist Assistance Tax 0.146399	0	13.57	C
08/13	Fire Dist Assistance Tax 0.146399	0	28.94	C
08/14	Fire Dist Assistance Tax 0.146399	0	13.89	C
08/17	Fire Dist Assistance Tax 0.146399	0	21.57	C
08/18	Fire Dist Assistance Tax 0.146399	0	15.92	C
08/19	Fire Dist Assistance Tax 0.146399	0	22.63	C
08/20	Fire Dist Assistance Tax 0.146399	0	22.82	C
08/21	Fire Dist Assistance Tax 0.146399	0	18.94	C
08/24	Fire Dist Assistance Tax 0.146399	0	30.19	C
08/25	Fire Dist Assistance Tax 0.146399	0	14.10	C
08/26	Fire Dist Assistance Tax 0.146399	0	14.16	C
08/27	Fire Dist Assistance Tax 0.144320	0	25.04	C
08/28	Fire Dist Assistance Tax 0.144320	0	10.57	C
08/31	Fire Dist Assistance Tax 0.144320	0	66.43	C
38109.0 Interest on Investments St Treas			Source Code Total: 13.14	
08/26	Investment Interest	0	13.14	C
91702.0 Transfer out			Source Code Total: (45,156.20)	
08/18	Transfer per request dtd 8/18/20 CAZFire	0	(45,156.20)	D
		6065540000 Chino Valley Fire Dist GF	**Ending Balance: 131,778.06**	

Chino Valley Fire District

Bank Reconciliation Summary

For the Bank Statement ending: 8/31/2020

BANK CONTROL ID: GEN - GENERAL FUND		DESC: GENERAL FUND	ACCOUNT NO: 000000000000000
Beginning Balance:	08/01/20		$160,732.59
Deposits and Credits:			$16,201.67
Checks and Charges:			($45,156.20)
Adjustments:			$0.00
Ending Balance Per Reconciliation:			**$131,778.06**
Ending Balance Per Bank Statement:	08/31/20		$131,778.06
* Outstanding Deposits and Credits:	08/31/20		$0.00
* Outstanding Checks and Charges:	08/31/20		($270.00)
Ending Book Balance:	**08/31/20**		**$131,508.06**

*** Outstanding amounts are all outstanding credits and charges dated prior or equal to the Reconciliation date.**

Chino Valley Fire District

BR Checks and Charges Cleared

For the Bank Statement ending: 8/31/20

GEN **General Fund** **General Fund** **000000000000000**

Date	Document	Description	Module	Company	Amount
08/31/20	Cash With Yav Cty	Fire Authority Funding - Augus	GL	CHINOV	$45,156.20
				TOTAL CHECKS AND CHARGES CLEARED:	**$45,156.20**

Chino Valley Fire District

BR Checks and Charges Outstanding

For the Bank Statement ending: 8/31/20

GEN **General Fund** **General Fund** **000000000000000**

Date	Document	Description	Module	Company	Amount
07/27/20	706550018	Nicolas J. Cornelius	AP	CHINOV	$270.00
				TOTAL CHECKS AND CHARGES OUTSTANDING:	**$270.00**

Chino Valley Fire District

BR Deposits and Credits Cleared

For the Bank Statement ending: 8/31/20

GEN **General Fund** **General Fund** **000000000000000**

Date	Document	Description	Module	Company	Amount
08/31/20	Cash With Yav Cty	GF Tax and Interest Revenue -	GL	CHINOV	$16,201.67
				TOTAL DEPOSITS AND CREDITS CLEARED:	**$16,201.67**

Chino Valley Fire District

BR Deposits and Credits Outstanding

For the Bank Statement ending:

Date	Document	Description	Module	Company	Amount

TOTAL DEPOSITS AND CREDITS OUTSTANDING:

Chino Valley Fire District

Bank Reconciliation Register

Document Number	Date	BR Status	Void?	Description	Date Cleared	Amount
MODULE: JOURNAL ENTRIES FROM GENERAL LEDGER						
BANK CONTROL ID: GEN - GENERAL FUND						
Cash With Yav Cty	08/31/20	Marked	No	Fire Authority Funding - Augus	09/09/20	$45,156.20
Cash With Yav Cty	08/31/20	Marked	No	GF Tax and Interest Revenue -	09/09/20	$16,201.67
					SUB TOTAL FOR BANK:	**$61,357.87**
					TOTAL FOR MODULE:	**$61,357.87**

Chino Valley Fire District

BR Adjustments Report

For the Bank Statement ending:

Date	Document	Description	GL Account	Offset Amt	Adj. Amt
DOCUMENT:					

ADJUSTMENT DOCUMENT " TOTAL:

TOTAL FOR ALL ADJUSTMENTS:

9/9/20
3:14:44 PM

Chino Valley Fire District

Income Statement

(Original Budget to Actual Comparison)

For the period of 8/1/2020 Through 8/31/2020

Fund: (10) General Fund

	Account	Current Period Actual	Current Period Budget	Current Period Variance	Current Period %	Year To Date Actual	Year To Date Budget	Year To Date Variance	Year To Date %
Revenues									
Real Estate Tax	10400000000	$14,410.62	$0.00	$14,410.62	0.0%	$4,086,145.69	$4,497,237.00	$(411,091.31)	(9.1)%
Personal Property Tax	10410000000	1,115.55	0.00	1,115.55	0.0	99,037.54	0.00	99,037.54	0.0
Fire District Assistance Tax	10420000000	662.36	0.00	662.36	0.0	404,231.09	400,000.00	4,231.09	1.1
Interest Income-General Fund	10490000000	13.14	0.00	13.14	0.0	10,466.97	0.00	10,466.97	0.0
Rebates/Refunds	10500000000	0.00	0.00	0.00	0.0	0.00	2,000.00	(2,000.00)	(100.0)
Misc. Revenues	10510000000	0.00	0.00	0.00	0.0	149.65	0.00	149.65	0.0
Net Revenues		**$16,201.67**	**$0.00**	**$16,201.67**	**0.0 %**	**$4,600,030.94**	**$4,899,237.00**	**$(299,206.06)**	**(6.1)%**
Program Expenses									
Fire Authority Funding	10670010000	$45,156.20	$0.00	$(45,156.20)	0.0%	$4,631,263.79	$4,860,737.00	$229,473.21	4.7%
Total Program Expenses		**$45,156.20**	**$0.00**	**$(45,156.20)**	**0.0 %**	**$4,631,263.79**	**$4,860,737.00**	**$229,473.21**	**4.7 %**
Fund Raising Expenses									
Audit & Accounting	10640010000	$0.00	$0.00	$0.00	0.0%	$6,985.00	$7,500.00	$515.00	6.9%
Other Prof Services/Admin	10640510000	0.00	0.00	0.00	0.0	0.00	25,000.00	25,000.00	100.0
Legal Services - Routine	10641010000	0.00	0.00	0.00	0.0	1,520.00	5,000.00	3,480.00	69.6
Fire Board Expenses	10644110000	0.00	0.00	0.00	0.0	125.53	1,000.00	874.47	87.4
Misc/Admin	10661010000	0.00	0.00	0.00	0.0	0.35	0.00	(0.35)	0.0
Total Fund Raising Expenses		**$0.00**	**$0.00**	**$0.00**	**0.0 %**	**$8,630.88**	**$38,500.00**	**$29,869.12**	**77.6 %**
Total Expenses		**$45,156.20**		**$(45,156.20)**		**$4,639,894.67**	**$4,899,237.00**	**$259,342.33**	**5.3%**
Income (Loss) from Operations		**$(28,954.53)**	**$0.00**	**$(28,954.53)**	**0.0%**	**$(39,863.73)**	**$0.00**	**$(39,863.73)**	**0.0%**
Other Income (Expense)									
Capital Outlay-Building OPS	10772030000	$0.00	$0.00	$0.00	0.0%	$(29,977.23)	$0.00	$(29,977.23)	0.0%
Total Other Income (Expense)		**$0.00**	**$0.00**	**$0.00**	**0.0 %**	**$(29,977.23)**	**$0.00**	**$(29,977.23)**	**0.0 %**
Net Income (Loss)		**$(28,954.53)**	**$0.00**	**$(28,954.53)**	**0.0%**	**$(69,840.96)**	**$0.00**	**$(69,840.96)**	**0.0%**

9/9/20
3:14:52 PM

Chino Valley Fire District

Balance Sheet

As of 8/31/2020

Fund: (10) General Fund

Assets

Current Assets		
Cash with Yavapai County	$131,508.06	
Taxes Receivable	124,421.50	
Total Current Assets		$255,929.56
Total Assets		$255,929.56

Liabilities and Net Assets

Current Liabilities		
Accounts Payable	$305.00	
CAFMA Accounts Payable	92,434.52	
Total Current Liabilities		$92,739.52
Total Liabilities		$92,739.52
Net Assets		
Fund Balance	$(3,430,633.98)	
Current Year Net Assets	(69,840.96)	
Total Net Assets		(3,500,474.94)
Total Liabilities and Net Assets		$(3,407,735.42)

Chino Valley Fire District

GL Account Ledger - Detail By Period

8/1/2020 through 8/31/2020

Batch	Journal	Entry #	Date	Job	Document	Description	Debits	Credits	Balance
10.1100.0.0.000			**CASH WITH YAVAPAI COUNTY**						**$160,462.59**
2122	GJ	143558	08/31/20		Cash With Yav Cty	Fire Authority Funding - August, 2020	-	45,156.20	115,306.39
2123	GJ	143559	08/31/20		Cash With Yav Cty	GF Tax and Interest Revenue - August, 2020	16,201.67	-	131,508.06
						CASH WITH YAVAPAI COUNTY TOTALS:	**$16,201.67**	**$45,156.20**	**$131,508.06**
						TOTAL OF LEDGER:	**$16,201.67**	**$45,156.20**	**$131,508.06**

Chino Valley Fire District

GL Trial Balance Worksheet

For The Period of 8/1/2020 through 8/31/2020

Account	Description	Balances				Adjustments
		Beginning	Debits	Credits	Ending	
10.1100.0.0.000	Cash with Yavapai County	$160,462.59	$16,201.67	$45,156.20	$131,508.06	
	TOTALS:	$160,462.59	$16,201.67	$45,156.20	$131,508.06	

* Inactive accounts are marked and appear in grey.

CHINO VALLEY FIRE DISTRICT
BOND DEBT SERVICE ACCOUNT: 6-65640-7000
BANK RECONCILIATION AUGUST, 2020

Reconciliation:		
Beginning Balance (CVFD):	$	108,703.85
Deposits:	$	1,548.18
Disbursements:	$	-
Interest Income:	$	7.35
Principal and Interest Payments:	$	-
Interest Paid on Tax Roll Corrections:	$	-
Ending Balance:	**$**	**110,259.38**

Bank Statement Balance:		
Balance Per Bank:	$	110,259.38
Outstanding Adjustments:	$	-
Ending Balance:	**$**	**110,259.38**

Difference Between Balances:	$	-

Deposits Per Bank Statement:		
Fire District Deposits:	$	-
Real Estate Taxes:	$	1,433.49
Personal Property Taxes:	$	114.69
Interest Revenue:	$	7.35
Ending Balance:	**$**	**1,555.53**

Reconciliation Approved By: Scott Freitag — Digitally signed by Scott Freitag Date: 2020.09.14 10:05:20 -07'00'

Scott Freitag, Fire Chief

Reconciliation Reviewed By: Dave Tharp — Digitally signed by Dave Tharp Date: 2020.09.10 11:54:31 -07'00'

David Tharp, Assistant Chief of Administration

Reconciliation Prepared By: Karen Butler — Digitally signed by Karen Butler Date: 2020.09.09 16:08:52 -07'00'

Karen Butler, Finance Specialist III

CHINO VALLEY FIRE DISTRICT
BOND DEBT FUND - AUGUST, 2020

Real Estate Taxes:	$	1,433.49
UPP Taxes:	$	114.69
Interest Received:	$	7.35
Other:	$	-
TOTAL:	$	1,555.53

Yavapai County Treasurer

Monthly Statement

Date Range: 8/1/2020 to 8/31/2020

Chino Valley Fire Dist BDS
Fund: 6065640700

Yavapai County Treasurer

Monthly Statement

Date Range: 8/1/2020 to 8/31/2020

Account	Period	YTD		
6065640700	**Chino Valley Fire Dist BDS**			
Begin Balance:	108,703.85	104,355.10		
Income:	1,555.53 ✓	5,904.28		
LOC Advance:	.00	.00		
Expense:	.00	.00	LOC:	.00
LOC Payments:	.00	.00	Warrants Outstanding:	.00
Cash Balance:	110,259.38	110,259.38	End:	110,259.38

Monthly Statement Summary

Source Code	Description		MTDAmount	YTDAmount
6065640700 Chino Valley Fire Dist BDS		**Beginning Balance:**	108,703.85	104,355.10
11100.2017	2017 Real Estate Taxes		.77	.77
11100.2019	2019 Real Estate Taxes		1,432.72	5,059.41
12100.2014	2014 Personal Property Taxes		1.02	1.49
12100.2016	2016 Personal Property Taxes		.00	1.03
12100.2017	2017 Personal Property Taxes		2.55	23.28
12100.2018	2018 Personal Property Taxes		43.58	178.44
12100.2019	2019 Personal Property Taxes		67.54	505.37
38108.0	Interest on Investments Charles Schwab		.00	90.41
38109.0	Interest on Investments St Treas		7.35	44.08
		Ending Balance:	**110,259.38**	**110,259.38**

Monthly Statement Detail

Date	Notes	Doc #	Amount	C/D
6065640700 Chino Valley Fire Dist BDS			**Beginning Balance: 108,703.85**	
11100.2017	2017 Real Estate Taxes		Source Code Total: .77	
08/31	Tax Distribution	0	.77	C
11100.2019	2019 Real Estate Taxes		Source Code Total: 1,432.72	
08/03	Tax Distribution	0	31.47	C
08/03	Tax Distribution	0	12.69	C
08/04	Tax Distribution	0	.15	C
08/04	Tax Distribution	0	67.64	C
08/04	Tax Distribution	0	.15	C
08/04	Tax Distribution	0	67.64	C
08/05	Tax Distribution	0	3.32	C
08/06	Tax Distribution	0	65.45	C
08/06	Tax Distribution	0	39.72	C
08/07	Tax Distribution	0	28.75	C
08/07	Tax Distribution	0	57.02	C
08/10	Tax Distribution	0	.22	C
08/10	Tax Distribution	0	75.34	C
08/10	Tax Distribution	0	85.44	C

Yavapai County Treasurer

Monthly Statement

Date Range: 8/1/2020 to 8/31/2020

08/12	Tax Distribution	0	35.40	C
08/13	Tax Distribution	0	9.38	C
08/13	Tax Distribution	0	14.95	C
08/14	Tax Distribution	0	12.56	C
08/17	Tax Distribution	0	.23	C
08/19	Tax Distribution	0	.26	C
08/19	Tax Distribution	0	162.06	C
08/20	Tax Distribution	0	57.60	C
08/20	Tax Distribution	0	27.00	C
08/21	Tax Distribution	0	55.86	C
08/24	Tax Distribution	0	4.24	C
08/25	Tax Distribution	0	9.26	C
08/26	Tax Distribution	0	20.07	C
08/26	Tax Distribution	0	37.85	C
08/27	Tax Distribution	0	152.78	C
08/28	Tax Distribution	0	92.97	C
08/31	Tax Distribution	0	94.04	C
08/31	Tax Distribution	0	111.21	C
12100.2014 2014 Personal Property Taxes			Source Code Total: 1.02	
08/03	Tax Distribution	0	.55	C
08/10	Tax Distribution	0	.47	C
12100.2017 2017 Personal Property Taxes			Source Code Total: 2.55	
08/14	Tax Distribution	0	1.18	C
08/31	Tax Distribution	0	1.37	C
12100.2018 2018 Personal Property Taxes			Source Code Total: 43.58	
08/17	Tax Distribution	0	1.81	C
08/19	Tax Distribution	0	2.56	C
08/24	Tax Distribution	0	37.92	C
08/31	Tax Distribution	0	1.29	C
12100.2019 2019 Personal Property Taxes			Source Code Total: 67.54	
08/06	Tax Distribution	0	.72	C
08/10	Tax Distribution	0	4.10	C
08/11	Tax Distribution	0	1.46	C
08/13	Tax Distribution	0	10.85	C
08/13	Tax Distribution	0	19.40	C
08/21	Tax Distribution	0	1.90	C
08/24	Tax Distribution	0	27.42	C
08/31	Tax Distribution	0	1.69	C
38109.0 Interest on Investments St Treas			Source Code Total: 7.35	
08/26	Investment Interest	0	7.35	C
		6065640700 Chino Valley Fire Dist BDS	**Ending Balance: 110,259.38**	

Chino Valley Fire District

Bank Reconciliation Summary

For the Bank Statement ending: 8/31/2020

BANK CONTROL ID: BDS - YAVAPAI COUNTY TREASURER		DESC: BOND DEBT SERVICE	ACCOUNT NO: 6-65640-7000
Beginning Balance:	08/01/20		$108,703.85
Deposits and Credits:			$1,555.53
Checks and Charges:			$0.00
Adjustments:			$0.00
Ending Balance Per Reconciliation:			**$110,259.38**
Ending Balance Per Bank Statement:	08/31/20		$110,259.38
* Outstanding Deposits and Credits:	08/31/20		$0.00
* Outstanding Checks and Charges:	08/31/20		$0.00
Ending Book Balance:	**08/31/20**		**$110,259.38**

*** Outstanding amounts are all outstanding credits and charges dated prior or equal to the Reconciliation date.**

Chino Valley Fire District

BR Checks and Charges Cleared

For the Bank Statement ending:

Date	Document	Description	Module	Company	Amount
				TOTAL CHECKS AND CHARGES CLEARED:	

Chino Valley Fire District

BR Checks and Charges Outstanding

For the Bank Statement ending:

Date	Document	Description	Module	Company	Amount
				TOTAL CHECKS AND CHARGES OUTSTANDING:	

Chino Valley Fire District

BR Deposits and Credits Cleared

For the Bank Statement ending: 8/31/20

BDS **Yavapai County Treasurer** **Bond Debt Service** **6-65640-7000**

Date	Document	Description	Module	Company	Amount
08/31/20	Cash With Yav Cty	BDS Tax and Interest Revenue	GL	CHINOV	$1,555.53
				TOTAL DEPOSITS AND CREDITS CLEARED:	**$1,555.53**

Chino Valley Fire District

BR Deposits and Credits Outstanding

For the Bank Statement ending:

Date	Document	Description	Module	Company	Amount

TOTAL DEPOSITS AND CREDITS OUTSTANDING:

Chino Valley Fire District

Bank Reconciliation Register

Document Number	Date	BR Status	Void?	Description	Date Cleared	Amount
MODULE: JOURNAL ENTRIES FROM GENERAL LEDGER						
BANK CONTROL ID: BDS - YAVAPAI COUNTY TREASURER						
Cash With Yav Cty	08/31/20	Marked	No	BDS Tax and Interest Revenue	09/09/20	$1,555.53
					SUB TOTAL FOR BANK:	**$1,555.53**
BANK CONTROL ID: GEN - GENERAL FUND						
Cash With Yav Cty	08/31/20	Marked	No	Fire Authority Funding - Augus	09/09/20	$45,156.20
Cash With Yav Cty	08/31/20	Marked	No	GF Tax and Interest Revenue -	09/09/20	$16,201.67
					SUB TOTAL FOR BANK:	**$61,357.87**
					TOTAL FOR MODULE:	**$62,913.40**

Chino Valley Fire District

BR Adjustments Report

For the Bank Statement ending:

Date	Document	Description	GL Account	Offset Amt	Adj. Amt
DOCUMENT:					
			ADJUSTMENT DOCUMENT " TOTAL:		
			TOTAL FOR ALL ADJUSTMENTS:		

9/9/20
3:56:51 PM

Chino Valley Fire District

Income Statement

(Original Budget to Actual Comparison)

For the period of 8/1/2020 Through 8/31/2020

Fund: (40) Bond Service Fund

	Account	Current Period Actual	Current Period Budget	Current Period Variance	Current Period %	Year To Date Actual	Year To Date Budget	Year To Date Variance	Year To Date %
Revenues									
Bond Fund Revenue	40402000000	$0.00	$0.00	$0.00	0.0%	$312.95	$0.00	$312.95	0.0%
Real Estate Tax	40420000002	1,433.49	0.00	1,433.49	0.0	407,080.81	0.00	407,080.81	0.0
Personal Tax Revenue	40420500000	114.69	0.00	114.69	0.0	9,914.71	0.00	9,914.71	0.0
Net Revenues		**$1,548.18**	**$0.00**	**$1,548.18**	**0.0 %**	**$417,308.47**	**$0.00**	**$417,308.47**	**0.0 %**
Fund Raising Expenses									
BDS - Bank Agent Fees	40640500000	$0.00	$0.00	$0.00	0.0%	$420.00	$0.00	$(420.00)	0.0%
Total Fund Raising Expenses		**$0.00**	**$0.00**	**$0.00**	**0.0 %**	**$420.00**	**$0.00**	**$(420.00)**	**0.0 %**
Total Expenses						**$420.00**		**$(420.00)**	
Income (Loss) from Operations		**$1,548.18**	**$0.00**	**$1,548.18**	**0.0%**	**$416,888.47**	**$0.00**	**$416,888.47**	**0.0%**
Other Income (Expense)									
Bond Debt Service Interest Revenue	40430000000	$7.35	$0.00	$7.35	0.0%	$10,639.74	$0.00	$10,639.74	0.0%
ADOT & Fish and Game In-Lieu	40435000002	0.00	0.00	0.00	0.0	0.54	0.00	0.54	0.0
Bond Debt Service Principle Payment	40600000000	0.00	0.00	0.00	0.0	(335,000.00)	0.00	(335,000.00)	0.0
Bond Debt Service Interest Expense	40610000000	0.00	0.00	0.00	0.0	(111,432.53)	0.00	(111,432.53)	0.0
Capital Outlay-Building - OPS	40772030000	0.00	0.00	0.00	0.0	(435,105.84)	0.00	(435,105.84)	0.0
Capital OutLay-Vehicles/OPS	40773030000	0.00	0.00	0.00	0.0	(247.51)	0.00	(247.51)	0.0
Total Other Income (Expense)		**$7.35**	**$0.00**	**$7.35**	**0.0 %**	**$(871,145.60)**	**$0.00**	**$(871,145.60)**	**0.0 %**
Net Income (Loss)		**$1,555.53**	**$0.00**	**$1,555.53**	**0.0%**	**$(454,257.13)**	**$0.00**	**$(454,257.13)**	**0.0%**

9/9/20
3:56:57 PM

Chino Valley Fire District

Balance Sheet

As of 8/31/2020

Fund: (40) Bond Service Fund
Account: (1105) Not Defined

Assets

Current Assets		
Bond Debt Service	$110,259.38	
Total Current Assets		$110,259.38
Total Assets		$110,259.38
Total Liabilities and Net Assets		$0.00

Chino Valley Fire District

GL Account Ledger - Detail By Period

8/1/2020 through 8/31/2020

Batch	Journal	Entry #	Date	Job	Document	Description	Debits	Credits	Balance
40.1105.0.0.000			**BOND DEBT SERVICE**						**$108,703.85**
2124	GJ	143564	08/31/20		Cash With Yav Cty	BDS Tax and Interest Revenue	1,555.53	-	110,259.38
						BOND DEBT SERVICE TOTALS:	**$1,555.53**	**$0.00**	**$110,259.38**
						TOTAL OF LEDGER:	**$1,555.53**	**$0.00**	**$110,259.38**

Chino Valley Fire District

GL Trial Balance Worksheet

For The Period of 8/1/2020 through 8/31/2020

Account	Description	Balances				Adjustments
		Beginning	Debits	Credits	Ending	
40.1105.0.0.000	Bond Debt Service	$108,703.85	$1,555.53	$0.00	$110,259.38	
	TOTALS:	$108,703.85	$1,555.53	$0.00	$110,259.38	

* Inactive accounts are marked and appear in grey.

Recorded at the request of:
CHINO VALLEY FIRE DISTRICT

When recorded, mail to:
Chino Valley Fire District
8603 E. Eastridge Drive
Prescott Valley, AZ 86314

CAPTION OF DOCUMENT: RESOLUTION NO. 2020-12

ANNEXATION -
GRACE BAPTIST CHURCH OF
CHINO VALLEY PROPERTY
PARCEL 102-01-232A

CHINO VALLEY FIRE DISTRICT

Resolution No. 2020-12
Annexation – Grace Baptist Church - Parcel 102-01-232A – Vacant Land, No Physical Address

A FORMAL RESOLUTION OF THE ELECTED BOARD OF THE CHINO VALLEY FIRE DISTRICT ORDERING A CHANGE OF THE FIRE DISTRICT BOUNDARIES TO INCLUDE THAT PROPERTY DESCRIBED IN EXHIBIT "A" AS ATTACHED HERETO;

WHEREAS, Chino Valley Fire District Governing Board has been presented with a valid request for annexation of the area of the property described in Exhibit "A" as attached hereto, requesting that said property be annexed into the jurisdictional boundaries of the District; and

WHEREAS, the subject property is located within Yavapai County and is contiguous to the boundaries of Chino Valley Fire District as shown on the map attached hereto as Exhibit "B"; and

WHEREAS, all other pertinent requirements of A.R.S. § 48-262 have been addressed and met according to law; and

WHEREAS, the Chino Valley Fire District Board has determined that the inclusion of the subject property within the boundaries of the Chino Valley Fire District will benefit the Chino Valley Fire District and the property owner.

NOW THEREFORE, BE IT RESOLVED that the Fire District Board of Directors does hereby find that the proposed annexation satisfies the requirements of A.R.S. § 48-262(I), and does herby order the change to its boundaries to include the area described above, as more specifically set forth in the attached legal description Exhibit "A" and map Exhibit "B".

APPROVED AND ADOPTED this 28 day of September, 2020.

_____	_____
Fire Board Chairperson Chino Valley Fire District	Fire Board Clerk Chino Valley Fire District

EXHIBIT A

That portion of the Northeast Quarter of Section 3, Township 15 North, Range 2 West, Gila and Salt River Meridian, Yavapai County, Arizona, described as follows:

COMMENCING at a found 3-inch brass cap "LS13190" "Yavapai County" marking the Northwest corner of said Section 3;

Thence North 89 degrees 37 minutes 51 seconds East, along the North line of the Northwest quarter of said Section 3, a distance of 2731.00 feet to a found 3-inch brass cap marking the North quarter corner of said Section 3, from which a found 3-inch brass cap "LS13011" Town of Chino Valley" marking the Northeast corner of said Section 3 bears North 89 degrees 37 minutes 39 seconds East (BASIS OF BEARINGS) a distance of 2733.38 Feet;

Thence North 89 degree 37 minutes 39 seconds East, along the North line of the Northeast quarter of said Section 3, a distance of 147.89 feet to a point;

Thence South 00 degrees 22 minutes 10 seconds East, leaving said North line, a distance of 83.00 feet to an angle point in the South line of Outer Loop Road as recorded in Book 48 of Maps and Plats at Pages 46-52, Records of Yavapai County, the TRUE POINT OF BEGINNING;

Thence South 00 degrees 22 minutes 10 seconds East, leaving said South line, along the West line of that certain parcel recorded in Book 1501 of Official Records at Page 131, a distance of 91.88 feet to a found ½ inch rebar with tag "RCE2398";

Thence North 89 degrees 37 minutes 24 seconds East, along the South line of said parcel and the South line of that certain parcel recorded in Book 1327 of Official Records at Page 560, records of Yavapai County, a distance of 588.84 feet to a found ½ -inch rebar with set cap "LS16921" marking the Southeast corner of said parcel recorded in Book 1327 at Page 560;

Thence South 14 degrees 24 minutes 40 seconds West a distance of 1.42 feet to a set ½-inch rebar with cap "LS16921" marking the beginning of the new right-of-way line (S.R. 89) as described in Book 4610 of Official Records, Page 733, Records of Yavapai County;

Thence South 83 degrees 20 minutes 50 seconds West, along said new right-of-way line, a distance of 20.00 feet to a set ½-inch rebar with cap "LS16921" marking an angle point in said new right-of-way;

Thence Southerly, along said new right-of-way line, along a non-tangent curve to the left having a radius of 11604.67 feet, a central angle of 01 degrees 06 minutes 07 seconds, a chord of South 07 degrees 12 minutes 15 seconds East, 223.18 feet, for an arc length of 223.19 feet to a set ½-inch rebar with cap "LS16921";

Thence South 89 degrees 37 minutes 39 seconds West a distance of 855.14 feet to a set ½ -inch rebar with cap "LS16921";

Thence North 00 degrees 22 minutes 21 seconds West a distance of 317.00 feet to a set ½-inch rebar with cap "LS16921" a point on the South line of said Outer Loop Road;

Thence North 89 degrees 37 minutes 51 seconds East, along said South line, a distance of 112.11 feet to a point;

Thence North 89 degrees 37 minutes 39 seconds East, along South line, a distance of 147.89 feet to the TRUE POINT OF BEGINNING.

EXHIBIT B

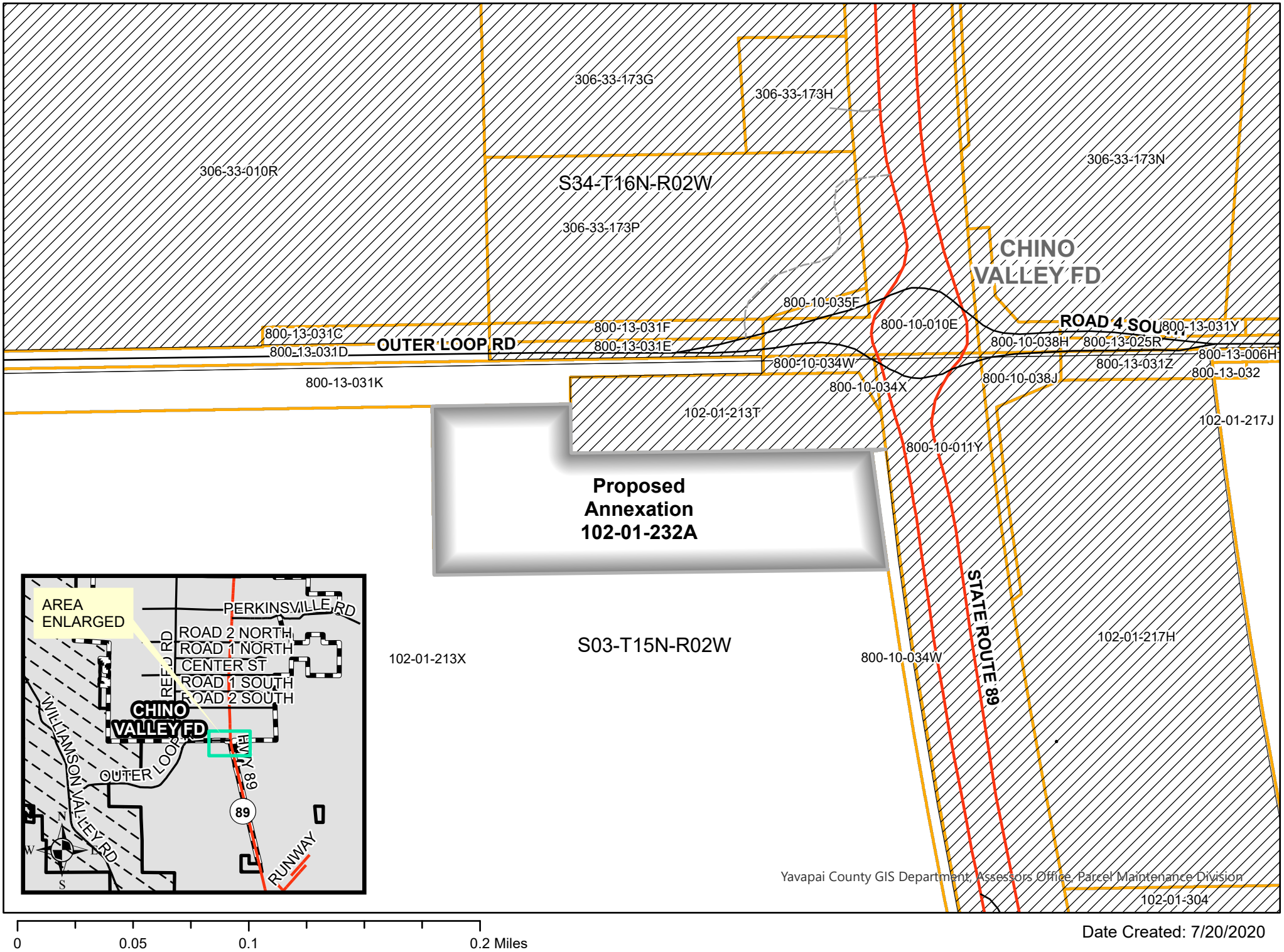

Date Created: 7/20/2020

CHINO VALLEY FIRE/MEDICAL

Chino Valley Fire District Single Parcel Annexation Request Form

Please return completed form along with the legal description to begin the process. A 'clean' legal description is necessary to annex, meaning re-typed and void of a title, headers, footers, page numbers, watermarks, handwriting, or other excess information. Refer to included checklist for further guidance.

Please mail this form and the legal description to:

Chino Valley Fire District
Governing Board
8603 E. Eastridge Drive
Prescott Valley, Arizona 86314

Date: 7-15-2020

Dear Board Chairman,

As per A.R.S. § 48-262(H), I would like to request my property be annexed into the boundaries of the Chino Valley Fire District.

My property is adjacent to your current boundaries and is more specifically described as:

Parcel #: 102-01-232A Section/Township/Range: 3/15 NORTH/2 WEST

Physical Address: N/A

Owner's Name: GRACE BAPTIST CHURCH

Mailing Address: 2010 S. HWY 89

CHINO VALLEY, AZ 86323

Number of people living in this home: CHURCH

I appreciate your consideration on this matter and look forward to hearing from you.

Signature of Owner: [signature]

~~Signature of Co-Owner~~: CORPORATION COMMISSION SECRETARY, PASTOR

Recorded at the request of:
CHINO VALLEY FIRE DISTRICT

When recorded, mail to:
Chino Valley Fire District
8603 E. Eastridge Drive
Prescott Valley, AZ 86314

CAPTION OF DOCUMENT: RESOLUTION NO. 2020-13

ANNEXATION -
LINDQUIST PROPERTIES
PARCELS 303-03-003P AND 303-03-003T

CHINO VALLEY FIRE DISTRICT

Resolution No. 2020-13
Annexation – Lindquist – Parcels 303-03-003P and 303-03-003T – 28555 North Feather Mountain Road, Paulden, Arizona

A FORMAL RESOLUTION OF THE ELECTED BOARD OF THE CHINO VALLEY FIRE DISTRICT ORDERING A CHANGE OF THE FIRE DISTRICT BOUNDARIES TO INCLUDE THAT PROPERTY DESCRIBED IN EXHIBIT “A” AS ATTACHED HERETO;

WHEREAS, Chino Valley Fire District Governing Board has been presented with a valid request for annexation of the area of the property described in Exhibit “A” as attached hereto, requesting that said property be annexed into the jurisdictional boundaries of the District; and

WHEREAS, the subject property is located within Yavapai County and is contiguous to the boundaries of Chino Valley Fire District as shown on the map attached hereto as Exhibit “B”; and

WHEREAS, all other pertinent requirements of A.R.S. § 48-262 have been addressed and met according to law; and

WHEREAS, the Chino Valley Fire District Board has determined that the inclusion of the subject property within the boundaries of the Chino Valley Fire District will benefit the Chino Valley Fire District and the property owner.

NOW THEREFORE, BE IT RESOLVED that the Fire District Board of Directors does hereby find that the proposed annexation satisfies the requirements of A.R.S. § 48-262(I), and does herby order the change to its boundaries to include the area described above, as more specifically set forth in the attached legal description Exhibit "A" and map Exhibit "B".

APPROVED AND ADOPTED this 28 day of September, 2020.

_____	_____
Fire Board Chairperson Chino Valley Fire District	Fire Board Clerk Chino Valley Fire District

EXHIBIT A

PARCEL I:

Government Lots 2, 3, 4 and 5, of Section 9, Township 18 North, Range 2 West of the Gila and Salt River Base and Meridian, Yavapai County, Arizona, also known as the Northwest quarter of said Section 9.

Except all oil, gas and other petroleum products as reserved from said land.

Also excepting all that portion of the Northwest quarter of said Section 9, Township 18 North, Range 2 West of the Gila and Salt River Base and Meridian, Yavapai County, described as follows:

Beginning at the West quarter corner of Section 9, marked with a General Land Office Brass Capped Pipe Monument;

Thence North 01 degrees, 25 minutes, 30 seconds West, (basis of bearing) 620.00 feet along the West section line to a one-half inch rebar and the TRUE POINT OF BEGINNING;

Thence North 01 degrees, 25 minutes, 30 seconds West, 544.00 feet to a one-half inch rebar;

Thence North 85 degrees, 04 minutes, 23 seconds East, 218.72 feet to a one-half inch rebar;

Thence South 18 degrees, 13 minutes, 50 seconds East, 280.71 feet to a one-half inch rebar;

Thence South 74 degrees, 59 minutes, 32 seconds East, 200.00 feet;

Thence South 04 degrees, 14 minutes, 33 seconds West, 368.04 feet to a one-half inch rebar;

Thence North 74 degrees, 59 minutes, 32 seconds West, 474.33 feet to the TRUE POINT OF BEGINNING.

PARCEL II:

All that portion of the Northwest quarter of said Section 9, Township 18 North, Range 2 West of the Gila and Salt River Base and Meridian, Yavapai County, described as follows:

Beginning at the West quarter corner of Section 9, marked with a General Land Office Brass Capped Pipe Monument;

Thence North 01 degrees, 25 minutes, 30 seconds West, (basis of bearing) 620.00 feet along the West section line to a one-half inch rebar and the TRUE POINT OF BEGINNING;

Thence North 01 degrees, 25 minutes, 30 seconds West, 544.00 feet to a one-half inch rebar;

Thence North 85 degrees, 04 minutes, 23 seconds East, 218.72 feet to a one-half inch rebar;

Thence South 18 degrees, 13 minutes, 50 seconds East, 280.71 feet to a one-half inch rebar;

Thence South 74 degrees, 59 minutes, 32 seconds East, 200.00 feet;

Thence South 04 degrees, 14 minutes, 33 seconds West, 368.04 feet to a one-half inch rebar;

Thence North 74 degrees, 59 minutes, 32 seconds West, 474.33 feet to the TRUE POINT OF BEGINNING.

Except all oil, gas and other petroleum products as reserved from said land.

EXHIBIT B

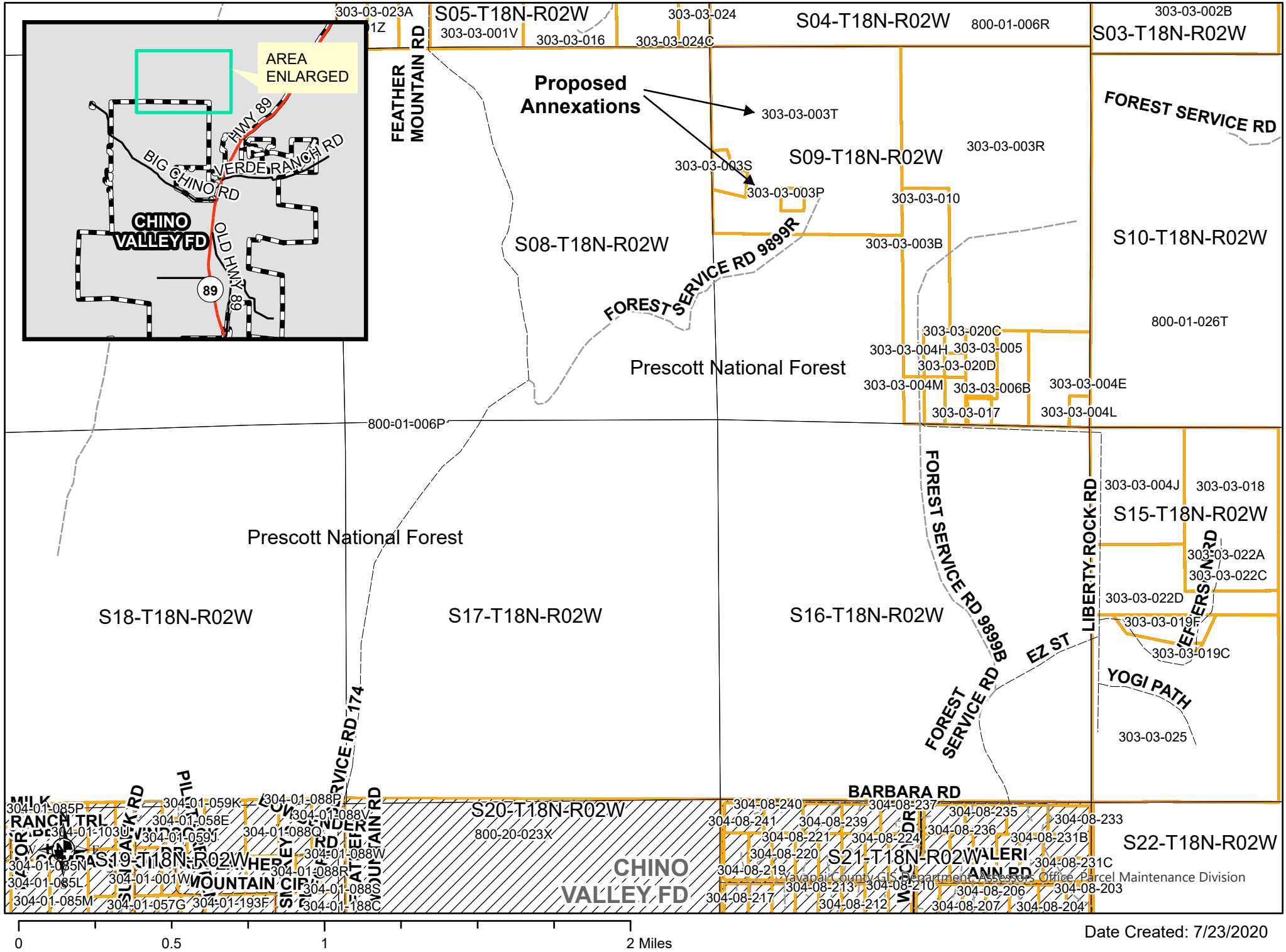

Date Created: 7/23/2020

CHINO VALLEY FIRE/MEDICAL

Chino Valley Fire District Single Parcel Annexation Request Form

Please return completed form along with the legal description to begin the process. A 'clean' legal description is necessary to annex, meaning re-typed and void of a title, headers, footers, page numbers, watermarks, handwriting, or other excess information. Refer to included checklist for further guidance.

Please mail this form and the legal description to:

Chino Valley Fire District
Governing Board
8603 E. Eastridge Drive
Prescott Valley, Arizona 86314

Date: 7/21/2020

Dear Board Chairman,

As per A.R.S. § 48-262(H), I would like to request my property be annexed into the boundaries of the Chino Valley Fire District.

My property is adjacent to your current boundaries and is more specifically described as:

Parcel #: 303-03-003P 303-03-003T Section/Township/Range: Section 9/Township 18 North/Range 2 West

Physical Address: 28555 N. Feather Mountain Rd, Paulden, AZ 86334

Owner's Name: Rose and Todd Lindquist

Mailing Address: P.O. Box 1060
Paulden, AZ 86334

Number of people living in this home: 2

I appreciate your consideration on this matter and look forward to hearing from you.

Signature of Owner: [signature]

Signature of Co-Owner: [signature]

Recorded at the request of:
CHINO VALLEY FIRE DISTRICT

When recorded, mail to:
Chino Valley Fire District
8603 E. Eastridge Drive
Prescott Valley, AZ 86314

CAPTION OF DOCUMENT: RESOLUTION NO. 2020-14

ANNEXATION -
LOPAS PROPERTY
PARCEL 303-05-138D

CHINO VALLEY FIRE DISTRICT

Resolution No. 2020-14
Annexation – Lopas - Parcel 303-05-138D – 26817 N. Sweet Pea Bud Lane, Paulden, Yavapai County

A FORMAL RESOLUTION OF THE ELECTED BOARD OF THE CHINO VALLEY FIRE DISTRICT ORDERING A CHANGE OF THE FIRE DISTRICT BOUNDARIES TO INCLUDE THAT PROPERTY DESCRIBED IN EXHIBIT “A” AS ATTACHED HERETO;

WHEREAS, Chino Valley Fire District Governing Board has been presented with a valid request for annexation of the area of the property described in Exhibit “A” as attached hereto, requesting that said property be annexed into the jurisdictional boundaries of the District; and

WHEREAS, the subject property is located within Yavapai County and is contiguous to the boundaries of Chino Valley Fire District as shown on the map attached hereto as Exhibit “B”; and

WHEREAS, all other pertinent requirements of A.R.S. § 48-262 have been addressed and met according to law; and

WHEREAS, the Chino Valley Fire District Board has determined that the inclusion of the subject property within the boundaries of the Chino Valley Fire District will benefit the Chino Valley Fire District and the property owner.

NOW THEREFORE, BE IT RESOLVED that the Fire District Board of Directors does hereby find that the proposed annexation satisfies the requirements of A.R.S. § 48-262(I), and does herby order the change to its boundaries to include the area described above, as more specifically set forth in the attached legal description Exhibit "A" and map Exhibit "B".

APPROVED AND ADOPTED this 28 day of September, 2020.

_____ _____

Fire Board Chairperson
Chino Valley Fire District

Fire Board Clerk
Chino Valley Fire District

EXHIBIT A

PARCEL 1:

All that portion of Parcel 32, WINEGLASS ACRES, UNIT TWO, AMENDED, as recorded in Book 23 of Land Surveys, Pages 32-37 and amended in Book 26 of Land Surveys, Page 25 and in Book 27 of Land Surveys, Page 25, in the office of the County Recorder of Yavapai County, Arizona, all in Sections 23 and 24, Township 18 North, Range 3 West of the Gila and Salt River Base and Meridian, Yavapai County, Arizona described as follows:

Commencing at the Southwest corner of said Lot 32 marked with a one-half inch rebar;

Thence North 07 degrees, 44 minutes, 02 seconds East, 1722.54 feet along the Westerly line of Lot 32 to a one-half inch rebar and the TRUE POINT OF BEGINNING:

Thence North 07 degrees, 44 minutes, 02 seconds East, 257.16 feet to a point;

Thence South 70 degrees, 56 minutes 39 seconds East, 700.35 feet to a one-half inch rebar on the East line of Lot 32;

Thence South 11 degrees, 52 minutes, 39 seconds West, 254.15 feet along with Easterly line of Lot 32 to a one-half inch rebar;

Thence North 70 degrees, 56 minutes 39 seconds West, 681.64 feet to the TRUE POINT OF BEGINNING.

EXCEPT all coal, oil, gas and other minerals as reserved from said land.

PARCEL 2:

A 20.00 foot roadway and public utility easement lying East of, running parallel with and adjoins the following described line:

Commencing at the Southwest corner of said Lot 32 marked with a one-half inch rebar;

Thence North 07 degrees, 44 minutes, 02 seconds East, 1185.78 feet along the Westerly line of Lot 32 to a one-half inch rebar and the TRUE POINT OF BEGINNING;

Thence North 07 degrees, 44 minutes, 02 seconds East, 1182.13 feet along the Westerly line of Lot 32 to a point;

Thence North 15 degrees, 51 minutes, 13 seconds East, 218.12 feet to the Northwest corner of Lot 32 and the End of this easement.

EXCEPT any portion lying within the above described Parcel 1.

EXHIBIT B

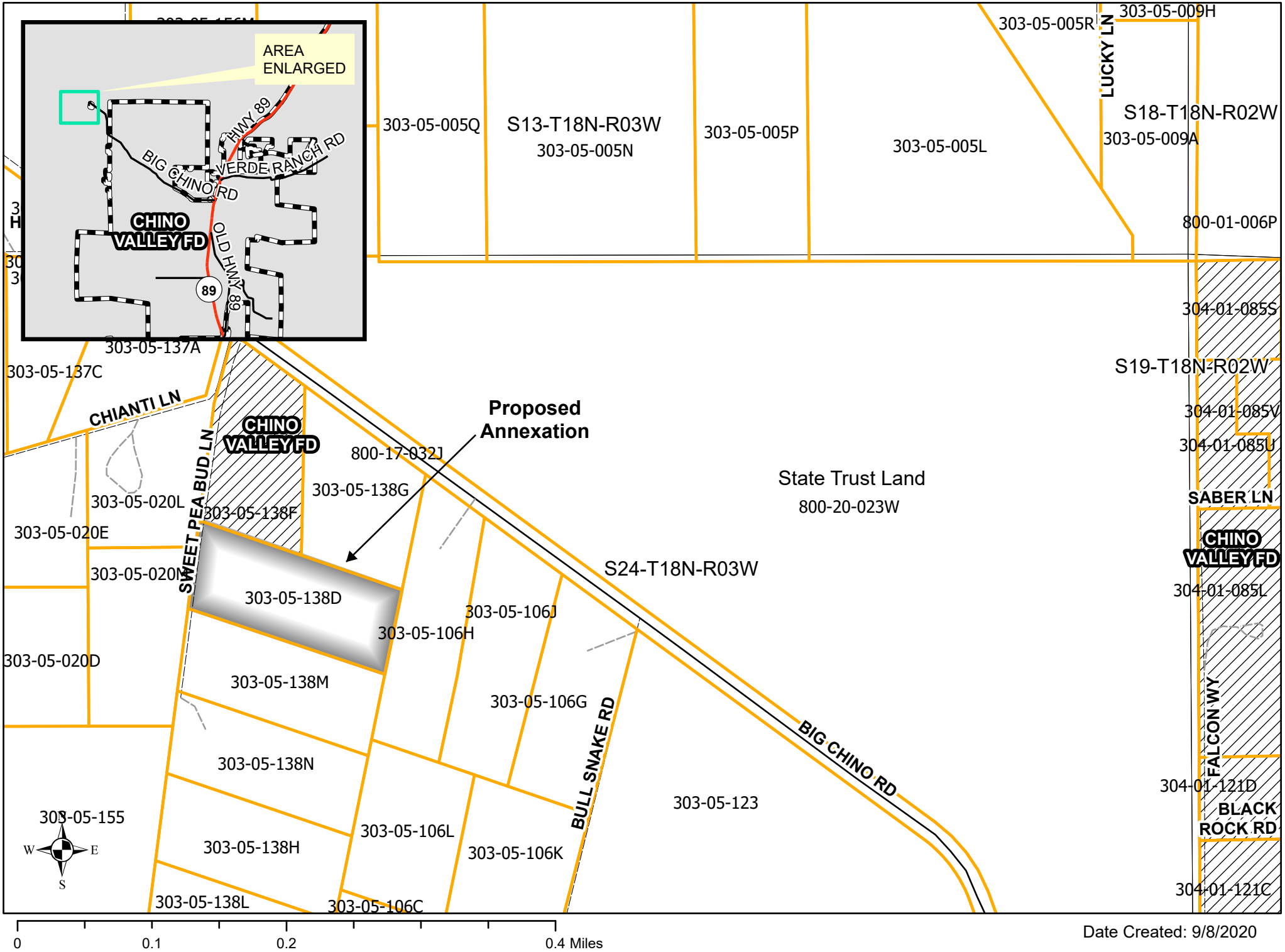

Date Created: 9/8/2020

CHINO VALLEY FIRE/MEDICAL

Chino Valley Fire District Single Parcel Annexation Request Form

Please return completed form along with the legal description to begin the process. A 'clean' legal description is necessary to annex, meaning re-typed and void of a title, headers, footers, page numbers, watermarks, handwriting, or other excess information. Refer to included checklist for further guidance.

Please mail this form and the legal description to:

Chino Valley Fire District
Governing Board
8603 E. Eastridge Drive
Prescott Valley, Arizona 86314

Date: 9/2/2020

Dear Board Chairman,

As per A.R.S. § 48-262(H), I would like to request my property be annexed into the boundaries of the Chino Valley Fire District.

My property is adjacent to your current boundaries and is more specifically described as:

Parcel #: 303-05-138D Section/Township/Range: S24 T18N R03W

Physical Address: 26817 N. Sweet Pea Bud Lane Paulden

Owner's Name: Lora C Lopas

Mailing Address: 781 Gail Gardner Way
Prescott, Az 86305

Number of people living in this home: 3

I appreciate your consideration on this matter and look forward to hearing from you.

Signature of Owner: Lora C Lopas

Signature of Co-Owner: n/a

YAVAPAI COUNTY BOARD OF SUPERVISORS

1015 FAIR STREET
PRESCOTT, ARIZONA 86305
PHONE: (928) 771-3200
FAX: (928) 771-3257
TDD: (928) 771-3530
www.yavapai.us

Kim Kapin
Clerk of the Board/ Special Districts Coordinator
Kim.kapin@yavapai.us

MEMORANDUM

TO: Chino Valley Fire District

FROM: Kim Kapin, Clerk of the Board

DATE: September 3, 2020

RE: Cancellation of Election

Pursuant to your request, and in compliance with A.R.S. §16-410, the Yavapai County Board of Supervisors cancelled the election for three Board Members of the Chino Valley Fire District at the September 2, 2020, Board of Supervisors Meeting, and appointed Lorette Brashear and Buz Mills to the Chino Valley Fire District Board.

Enclosed, please find the Certificates of Election for the above mentioned Board Members, along with an Oath of Office Form for each Member. Please read and complete both sides of the Oath of Office Form and return it to our office upon completion.

Thank you.